

MAMA
GREEN

SPECIFICATIONS 2024



CONTENTS

FURNITURE COLLECTIONS

AIKO 8	ALBATROSS 20	ALLUX 38	ANDY 52	BABBO 56	BAIA 62
BEGONIA 70	BIG DADDY 76	BONDI 82	BONO 92	BOULEVARD 96	DAISY 108
EKKA 138	ESTATE 146	GLYPH 158	HACIENDA 166	JAYDU 180	KAAT 184
MANDA 188	MAXXIMUS 192	MEIKA 204	MONO 208	NEW MUNIA 212	OHANA 260
OLAF 270	NEW PRADO 274	SATO MATCH 284	STIZZY 288	STRIPE 300	TITAN 310
ZUDU 318	ZUPY 322				

MISCELLANEOUS

AIKO Landscape 332	ARO Dividers 334	PILLOWS 336	ROOT Designed by Nature 340	SOL Y SOMBRA Shade Structures 342	SOMBRERO Shade Structures 352
--------------------------	------------------------	----------------	-----------------------------------	---	-------------------------------------

MATERIALS

TEXTILES 380	SLING 386	BRAIDING 388	FIBER WEAVE 388	ROPE WEAVE 389	WEBBING 389
TEAK 390	HPL 391	METAL 392	PROTECTIVE COVERS 394	OUTDOOR CUSHION TECHNOLOGY 396	OUTDOOR SPACE SUGGESTIONS 397



WE DESIGN

EAST MEETS WEST

Belgian founder, Vincent Cantaert, inspires and leads a team of talented, cutting edge, globally educated and experienced Asian designers. Working together with veteran furniture engineers, the Mamagreen Design Lab is an integral part of our manufacturing facilities and one of the core pillars of our success.

The focus of our design philosophy is the discovery of a new harmony; a balance between shapes, textures and materials, a balance between each furniture piece and its surroundings, creating a space where mind and body can relax: the ultimate in outdoor luxury.

MAMAGREEN has earned numerous industry awards from the International Furniture Fair in Singapore, Design Excellence awards from the International Casual Furnishings Association (ICFA) including Best of Show, a Design Innovation award from the American Society of Interior Designers (ASID), and the prestigious German Design Award.

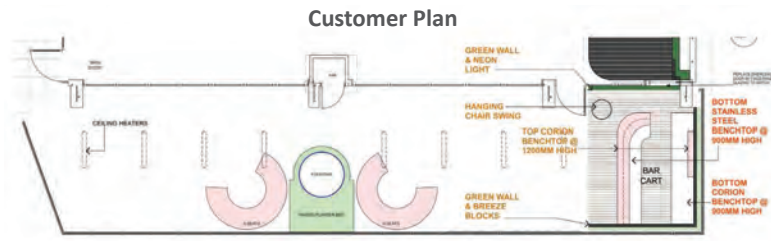


WE MANUFACTURE

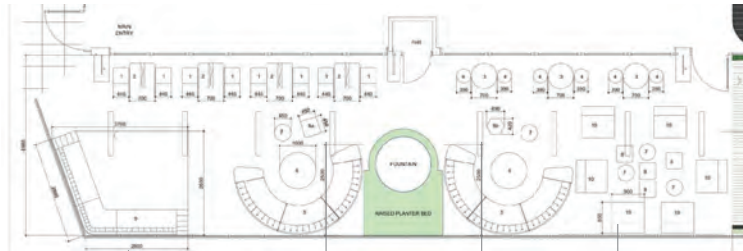
100% COMMITTED TO QUALITY

Based out of our company owned, company operated manufacturing facility in Java, Indonesia, one of MAMAGREEN's greatest strengths is not being dependent on subcontractors. Our German trained management team has an in-depth knowledge of materials and production processes, creating unique furniture pieces that are tested for durability in any outdoor environment.

Our entire line is produced in-house by a team of more than 400 employees with a majority of processes and final finishes being completed by hand by skilled artists, along with dedicated precision tooling.



**MAMAGREEN Design Lab
Products Plotting**



Realization



WE CUSTOMIZE

YOUR DESIGN MATTERS

Working daily with the design industry, we understand the uniqueness of each project. MAMAGREEN offers mix and match furniture designs in a variety of styles, materials and colors, and fully supports specifiers with tools such as 2D and 3D files, detailed spec sheets, material samples and personal customer support.

Our well-trained technical department can create precise renderings, provide COM-yardage and other technical information. Most furniture designs can be customized to fit specific spaces.



WE CARE


OUR PEOPLE

We have grown together with the people who started the Indonesian production facilities, through challenging and good times. Keeping the team motivated, is the result of creating perspective, continuous education and training and improving living standards; not only of the workers, but also their families. In-house safety and health measures are state-of-the-art, allowing our skilled artists to create unique furniture pieces.

OUR WORLD

MAMAGREEN furniture is manufactured using a majority recycled or recyclable materials. More than 90% of the teak is carefully sourced from abandoned buildings, with the remainder coming from sustainably harvested teak.

It is our goal to create furniture pieces that last, selecting MAMAGREEN is making a conscious choice for style combined with durability.



AIKO

Design by Vincent Cantaert





AIKO LOUNGE modules can accommodate 2 to 20 people. There are endless options to match the required level of leisure and relaxation. The AIKO base is 85 x 110 cm, and can be used in either deep-seating or comfort mode. Very practical rolling side tables are available in 2 dimensions, plus a versatile coffee table, that can also be used as either a corner or end component. The AIKO chaise is a stand alone lounger, can become a double daybed or may be included in any modular combinations. Sofa, L or U-shape configurations are all possibilities.



**AIKO Comfort Module Armless**

AIKO2 (Bolster Backrest) | AIKO2BC (Block Backrest)

W	44"	110 cm	Unit	1 / Box	
D	34"	85 cm	Volume	23 ft ³	0.66 m ³
H	24"	61 cm	Nett.	66 lb	30 kg
SH	14"	36 cm	Gross	79 lb	36 kg

**AIKO Deep Module Armless**

AIKO1 (Bolster Backrest) | AIKO1BC (Block Backrest)

W	34"	85 cm	Unit	1 / Box	
D	44"	110 cm	Volume	24 ft ³	0.67 m ³
H	24"	61 cm	Nett.	62 lb	28 kg
SH	14"	36 cm	Gross	75 lb	34 kg

The upcycled teak matrix base highlights both naturally occurring, and handcrafted distress marks. The Drift-Look incorporates Original or Espresso finishing, and is assembled using traditional box-joints, crafted specifically for robust performance. Stunning Italian High Pressure Laminate (HPL) forms the back of the base, offered in either Alps White or Slate. Upholstery is made from the high density, easy maintenance Sailcloth fabric range, manufactured by best-in-class outdoor textile specialists, Sunbrella: choose color and pattern from Shadow, Sailor or Seagull Grey. The signature collection feature is a gorgeously thick bolster, providing optimal ergonomic support, and facilitating ultimate comfort in informal lounging.

**AIKO Lounger**

AIKO6 (Bolster Backrest) | AIKO6BC (Block Backrest)

L	79"	200 cm	Unit	1 / Box	
W	34"	85 cm	Volume	42 ft ³	1.19 m ³
H	24"	61 cm	Nett.	88 lb	40 kg
SH	14"	36 cm	Gross	101 lb	46 kg



(optional)
AIKO Lounge Height Adjuster Set
(4 pcs/set)

AIK6B



AIKO Rolling Table S
AIK20

L 17" | 42 cm
W 17" | 42 cm
H 20.5" | 53 cm

Unit	1 / Box	
Volume	4 ft3	0.12 m3
Nett	22 lb	10 kg
Gross	29 lb	13 kg



AIKO Rolling Table L
AIK21

L 34" | 85 cm
W 17" | 42 cm
H 20.5" | 53 cm

Unit	1 / Box	
Volume	8 ft3	0.23 m3
Nett	40 lb	18 kg
Gross	51 lb	23 kg



AIKO Multifit Table
AIK07

L 44" | 110 cm
W 34" | 85 cm
H 14" | 36 cm

Unit	1 / Box	
Volume	14.5 ft3	0.41 m3
Nett	66 lb	30 kg
Gross	77 lb	35 kg



AIKO Comfort Ottoman
AIK03

W 34" | 85 cm
D 34" | 85 cm
H 14" | 36 cm

Unit	1 / Box	
Volume	11 ft3	0.32 m3
Nett	37 lb	17 kg
Gross	49 lb	22 kg



AIKO Multifit Ottoman
AIK04

W 44" | 110 cm
D 34" | 85 cm
H 14" | 36 cm

Unit	1 / Box	
Volume	14.5 ft3	0.41 m3
Nett	44 lb	20 kg
Gross	55 lb	25 kg



AIKO Deep Ottoman
AIK05

W 44" | 110 cm
D 44" | 110 cm
H 14" | 36 cm

Unit	1 / Box	
Volume	18 ft3	0.52 m3
Nett	51 lb	23 kg
Gross	64 lb	29 kg

DRIFT-LOOK TEAK

MAMAGREEN drift-look teak is showcasing both natural and handmade distress marks. This 'extra-distressed', recycled teak is then finished, either 'as original', or in rich espresso.


Highly contemporary, texture-rich Drift-look teak is used in our iconic AIKO Collection.



F37 - ESPRESSO FINISH




F36 - ORIGINAL FINISH



FRAME
Drift-look Teak

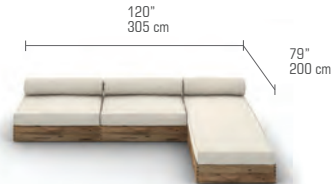
BACKREST / TABLE TOP
HPL (High Pressure Laminate)

SUGGESTED CONFIGURATIONS




AIKCO-1 **AIKO Configuration 1**

(2X) AIK02 + AIK06



AIKCO-2 **AIKO Configuration 2**

(2X) AIK02 + AIK06



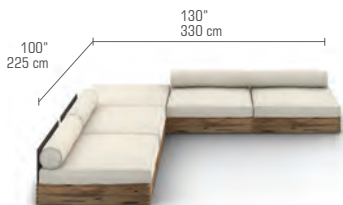
AIKCO-3 **AIKO Configuration 3**

(2X) AIK02 + AIK01 + AIK04



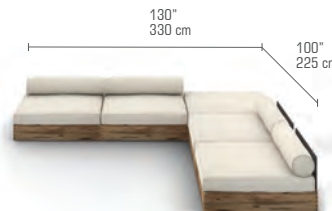
AIKCO-4 **AIKO Configuration 4**

(2X) AIK02 + AIK01 + AIK04



AIKCO-5 **AIKO Configuration 5**

(2X) AIK02 + (2X) AIK01 + AIK04



AIKCO-6 **AIKO Configuration 6**

(2X) AIK02 + (2X) AIK01 + AIK04



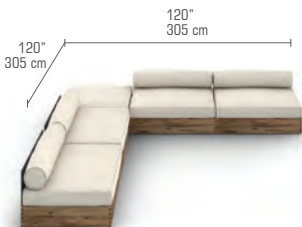
AIKCO-7 **AIKO Configuration 7**

(2X) AIK02 + (2X) AIK01 + AIK07 + AIK04



AIKCO-8 **AIKO Configuration 8**

(2X) AIK02 + (2X) AIK01 + AIK07 + AIK04



AIKCO-9 **AIKO Configuration 9**

(4X) AIK02 + AIK03



AIKCO-10 **AIKO Configuration 10**

(2X) AIK02 + (4X) AIK01 + (2X) AIK04

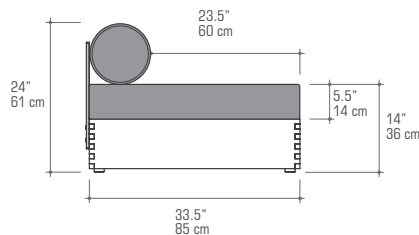


For the Aiko collection, we offer a memory outdoor foam core covered in a water-resistant barrier, therefore some water can remain trapped between the cover and the inner liner. Drying and airing separately, extends the longevity of the cushions. Storing the cushions vertically with the mesh at the bottom side, will improve air circulation.

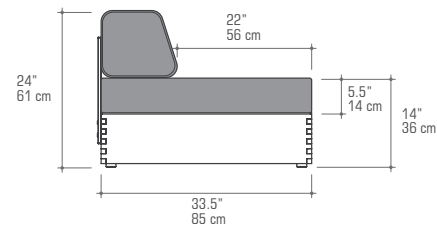
The purpose of the ventilation holes at the side of the cushions, is to avoid trapping air or “ballooning”.

Tip: enjoy your lounge furniture instantly after a rain-shower using protective covers, but remember to never cover wet cushions with a rain cover, especially for an extended period of time

Comfort Module

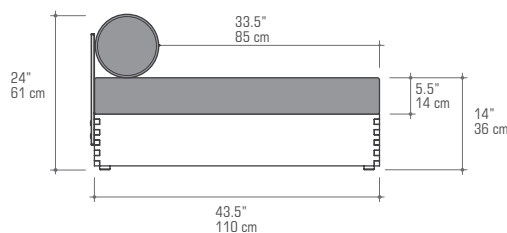


Bolster Backrest

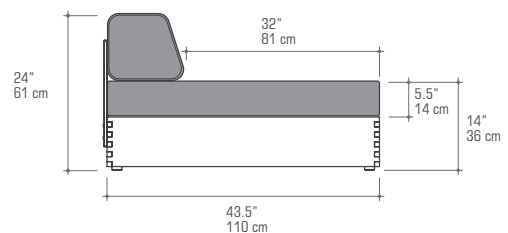


Block Backrest

Deep Module



Bolster Backrest



Block Backrest





AIKO Dining Table
AIK51

L	94.5" 240 cm	Unit	2 Boxes	
W	38.5" 98 cm	Volume	22 ft ³	0.63 m ³
H	30" 76 cm	Nett	209 lb	95 kg
CH	27" 69 cm	Gross	240 lb	109 kg






AIKO Dining Table
AIK50



L	118" 300 cm	Unit	Crate	
W	38.5" 98 cm	Volume	73 ft ³	2.08 m ³
H	30" 76 cm	Nett	262 lb	119 kg
CH	27" 69 cm	Gross	443 lb	201 kg



Assembly Options



Assembly Options



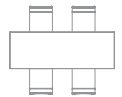
AIKO Bench 86.5" / 220 cm
AIK52

L	86.5" 220 cm	Unit	1 / Box	
W	17" 43 cm	Volume	20 ft ³	0.57 m ³
H	17.5" 45 cm	Nett	104 lb	47 kg
		Gross	138 lb	63 kg



* Dining Table simulation using BONO Dining Chair | AIKO Bench 86.5" / 220 cm
Custom Dimensions Available

FRAME	TABLE TOP / SEATREST
Drift-look Teak	HPL (High Pressure Laminate)



AIKO Bar Table
AIK54

L	78.5" 200 cm		
W	27.5" 70 cm		
H	41" 105 cm		
		Unit	2 Boxes
		Volume	16 ft ³ 0.46 m ³
		Nett	155 lb 70 kg
		Gross	181 lb 82 kg

* Bar Table simulation using MANDA Bar Side Chair
Custom Dimensions Available

FRAME	TABLE TOP
Drift-look Teak	HPL (High Pressure Laminate)



AIKO Daybed Large
AIK67

L	82.5"	209 cm
W	82.5"	209 cm
H	77"	195 cm
SH	14"	36 cm

Unit	Crate	
Volume	158 ft ³	4.47 m ³
Nett	276 lb	125 kg
Gross	617 lb	280 kg

FRAME

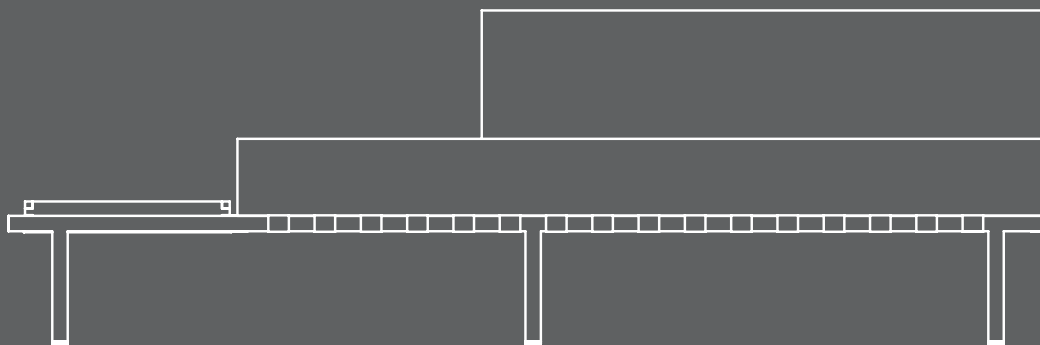
Drift-look Teak

METAL PARTS

Powder Coated Stainless Steel

DRAPERY

Regular Sling



ALBATROSS

MAMAGREEN Design Lab









ALBATROSS Left Hand (Mixed Tray)

ALB303

W 79.5"	202 cm	Unit	1 / Box	
D 34.5"	88 cm	Volume	47 ft ³	1.33 m ³
H 25.5"	65 cm	Nett	64 lb	29 kg
SH 16"	40 cm	Gross	93 lb	42 kg



ALBATROSS Right Hand (Mixed Tray)

ALB304

W 79.5"	202 cm	Unit	1 / Box	
D 34.5"	88 cm	Volume	47 ft ³	1.33 m ³
H 25.5"	65 cm	Nett	64 lb	29 kg
SH 16"	40 cm	Gross	93 lb	42 kg



ALBATROSS Element

ALB101

W 43"	110 cm	Unit	1 / Box	
D 34.5"	88 cm	Volume	26 ft ³	0.74 m ³
H 25.5"	65 cm	Nett	33 lb	15 kg
SH 16"	40 cm	Gross	44 lb	20 kg



ALBATROSS Low Table (Mixed HPL)

ALB305

L 33.5"	85 cm	Unit	1 / Box	
W 33.5"	85 cm	Volume	9 ft ³	0.25 m ³
H 11"	28 cm	Nett	40 lb	18 kg
		Gross	49 lb	22 kg



ALBATROSS Rectangular Coffee Table (Mixed HPL)

ALB314

L 67"	170 cm	Unit	1 / Box	
W 33.5"	85 cm	Volume	17 ft ³	0.49 m ³
H 11"	28 cm	Nett	60 lb	27 kg
		Gross	82 lb	37 kg



ALBATROSS Ottoman

ALB106

W 33.5"	85 cm	Unit	1 / Box	
D 33.5"	85 cm	Volume	13 ft ³	0.36 m ³
H 16"	40 cm	Nett	24 lb	11 kg
		Gross	35 lb	16 kg



HPL MIXED 2 (TA02)
for ALB305



Grating Tray
PREMIUM TEAK | SMOOTH
(T24)



HPL MIXED 1 (TA01)
for ALB314



ALBATROSS Left Hand (Teak Tray)

ALB103

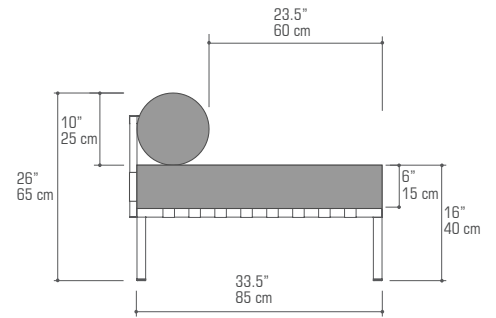
W 79.5"	202 cm	Unit	1 / Box	
D 34.5"	88 cm	Volume	47 ft ³	1.33 m ³
H 25.5"	65 cm	Nett	64 lb	29 kg
SH 16"	40 cm	Gross	93 lb	42 kg



ALBATROSS Right Hand (Teak Tray)

ALB104

W 79.5"	202 cm	Unit	1 / Box	
D 34.5"	88 cm	Volume	47 ft ³	1.33 m ³
H 25.5"	65 cm	Nett	64 lb	29 kg
SH 16"	40 cm	Gross	93 lb	42 kg



ALBATROSS Low Table (Teak)

ALB105

L 33.5"	85 cm	Unit	1 / Box	
W 33.5"	85 cm	Volume	9 ft ³	0.25 m ³
H 11"	28 cm	Nett	40 lb	18 kg
		Gross	49 lb	22 kg



ALBATROSS Rectangular Coffee Table (Teak)

ALB114

L 67"	170 cm	Unit	1 / Box	
W 33.5"	85 cm	Volume	17 ft ³	0.49 m ³
H 11"	28 cm	Nett	60 lb	27 kg
		Gross	82 lb	37 kg

FRAME

Powder Coated Stainless Steel
Stainless Steel 304 Hairline (F18)

TABLE TOP & SIDE TRAY

Premium Teak | Smooth (T24)
HPL (High Pressure Laminate) Mixed

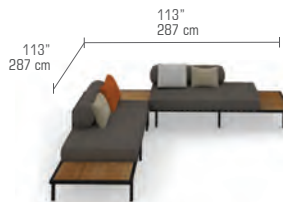
WEBBING

Keops

SUGGESTED CONFIGURATIONS



ALBCO-1 ALBATROSS Configuration 1
 ALB104 + ALB106 + ALB103 **
 ALB304 + ALB106 + ALB303 *



ALBCO-2 ALBATROSS Configuration 2
 ALB104 + ALB105 + ALB103 **
 ALB304 + ALB305 + ALB303 *



ALBCO-3 ALBATROSS Configuration 3
 ALB104 + ALB106 + ALB101 + ALB103 **
 ALB304 + ALB106 + ALB101 + ALB303 *



ALBCO-4 ALBATROSS Configuration 4
 ALB104 + ALB105 + ALB101 + ALB103 **
 ALB304 + ALB305 + ALB101 + ALB303 *



ALBCO-5 ALBATROSS Configuration 5
 ALB104 + ALB101 + ALB106 + ALB103 **
 ALB304 + ALB101 + ALB106 + ALB303 *



ALBCO-6 ALBATROSS Configuration 6
 ALB104 + ALB101 + ALB105 + ALB103 **
 ALB304 + ALB101 + ALB305 + ALB303 *



ALBCO-7 ALBATROSS Configuration 7
 ALB104 + (2X) ALB106 + (2X) ALB101 + ALB103 **
 ALB304 + (2X) ALB106 + (2X) ALB101 + ALB303 *



ALBCO-8 ALBATROSS Configuration 8
 ALB104 + (2X) ALB105 + (2X) ALB101 + ALB103 **
 ALB304 + (2X) ALB305 + (2X) ALB101 + ALB303 *



ALBCO-9 ALBATROSS Configuration 9
 ALB104 + (2X) ALB105 + (2X) ALB101 **
 ALB304 + (2X) ALB305 + (2X) ALB101 *



ALBCO-10 ALBATROSS Configuration 10
 ALB103 + (2X) ALB105 + (2X) ALB101 **
 ALB303 + (2X) ALB305 + (2X) ALB101 *

* Mixed Tray
 ** Teak tray

Note : Throw Pillows not included
 Custom Configurations Available



ALBATROSS Multiposition Sunbed With Side Tray

ALB107

L	79" 200 cm	Unit	1 / Box	
W	43" 109 cm	Volume	30 ft ³	0.86 m ³
H	18" 45 cm	Nett	77 lb	35 kg
SH	16" 40 cm	Gross	115 lb	52 kg

Note :

- Push button gas spring adjustable backrest
- Small wheels



W12 - COCOA



W11 - DUNE



W21 - HERON WHITE

FRAME

Powder Coated Stainless Steel
Stainless Steel 304 Hairline (F18)

SIDE TRAY

Premium Teak | Smooth (T24)

WEBBING

Keops



ALBATROSS Dining Chair**
(Teak Armrest)



ALB109

W	25.5"	65 cm	Unit	2 / Box	
D	22.5"	57 cm	Volume	5.5 ft ³	0.16 m ³
H	31"	78 cm	Nett	13 lb	6 kg
SH	18"	46 cm	Gross	18 lb	8 kg
AH	26"	67 cm			




ALBATROSS Dining Chair Lite**
(Upholstery Armrest)



ALB115

W	22"	56 cm	Unit	2 / Box	
D	22.5"	57 cm	Volume	5 ft ³	0.14 m ³
H	31"	78 cm	Nett	13 lb	6 kg
SH	18"	46 cm	Gross	18 lb	8 kg
AH	25"	64 cm			



FRAME

Powder Coated Stainless Steel
Stainless Steel 304 Hairline (F18)

ARMREST

*Premium Teak | Smooth (T24)
**Leisuretex / Elios WP

WEBBING

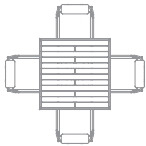
Keeps



ALBATROSS Table Square 44" / 112 cm

ALB113

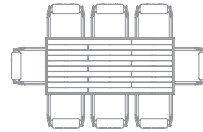
L	44" 112 cm	Unit	2 Boxes	
W	44" 112 cm	Volume	19 ft3	0.54 m3
H	30" 76 cm	Nett	95 lb	43 kg
CH	28" 71 cm	Gross	115 lb	52 kg



ALBATROSS Table Rectangular 80" / 204 cm

ALB112

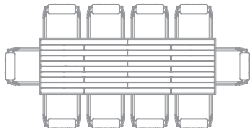
L	80" 204 cm	Unit	2 Boxes	
W	35.5" 90 cm	Volume	18 ft3	0.50 m3
H	30" 76 cm	Nett	134 lb	61 kg
CH	28" 71 cm	Gross	165 lb	75 kg



ALBATROSS Table Rectangular 110" / 280 cm

ALB111

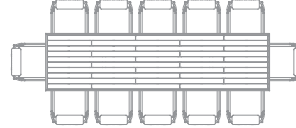
L	110" 280 cm	Unit	1 Crate & 1 Box	
W	35.5" 90 cm	Volume	45 ft3	1.28 m3
H	30" 76 cm	Nett	179 lb	81 kg
CH	28" 71 cm	Gross	386 lb	175 kg



ALBATROSS Table Rectangular 140" / 355 cm

ALB110

L	140" 355 cm	Unit	1 Crate & 1 Box	
W	35.5" 90 cm	Volume	54 ft3	1.53 m3
H	30" 76 cm	Nett	214 lb	97 kg
CH	28" 71 cm	Gross	472 lb	214 kg



* Table simulation using ALBATROSS Dining Chair Lite
 Custom Dimensions Available

FRAME

Powder Coated Stainless Steel
 Stainless Steel 304 Hairline (F18)

TABLE TOP

Premium Teak | Smooth (T24)





Hyper-modern, marine-grade furniture for cruise ships and luxury residential or commercial spaces.

Introducing 316 mirror polished stainless steel, the best marine-grade steel and combined with premium performance textiles and low maintenance surfaces, "Albatross" is designed to withstand the impact of coastal and at-sea environments.

Create the deep-seating configuration you require. The thick cushions, made of quickdry foam and Sunbrella covers, are supported by an exposed webbing, and have a round bolster and lumbar pillows as backrest, offering perfect ergonomical comfort.

Matching low tables have an HPL top and a yacht-style teak grating removable tray.

The oversized sunbed comes with an integrated table, handy wheels and a pneumatic, smooth reclining system.



**ALBATROSS 316 Left Hand (Mixed Tray)**

ALB003

W 79.5"	202 cm	Unit	1 / Box	
D 34.5"	88 cm	Volume	47 ft ³	1.33 m ³
H 25.5"	65 cm	Nett	64 lb	29 kg
SH 16"	40 cm	Gross	93 lb	42 kg

**ALBATROSS 316 Right Hand (Mixed Tray)**

ALB004

W 79.5"	202 cm	Unit	1 / Box	
D 34.5"	88 cm	Volume	47 ft ³	1.33 m ³
H 25.5"	65 cm	Nett	64 lb	29 kg
SH 16"	40 cm	Gross	93 lb	42 kg

**ALBATROSS 316 Element**

ALB001

W 43"	110 cm	Unit	1 / Box	
D 34.5"	88 cm	Volume	26 ft ³	0.74 m ³
H 25.5"	65 cm	Nett	33 lb	15 kg
SH 16"	40 cm	Gross	44 lb	20 kg

**ALBATROSS 316 Low Table (Mixed HPL)**

ALB005

L 33.5"	85 cm	Unit	1 / Box	
W 33.5"	85 cm	Volume	9 ft ³	0.25 m ³
H 11"	28 cm	Nett	40 lb	18 kg
		Gross	49 lb	22 kg

**ALBATROSS 316 Rectangular Coffee Table (Mixed HPL)**

ALB014

L 67"	170 cm	Unit	1 / Box	
W 33.5"	85 cm	Volume	17 ft ³	0.49 m ³
H 11"	28 cm	Nett	60 lb	27 kg
		Gross	82 lb	37 kg

**ALBATROSS 316 Ottoman**

ALB006

W 33.5"	85 cm	Unit	1 / Box	
D 33.5"	85 cm	Volume	13 ft ³	0.36 m ³
H 16"	40 cm	Nett	24 lb	11 kg
		Gross	35 lb	16 kg

HPL MIXED 2 (TA02)
for ALB005Grating Tray
PREMIUM TEAK | SMOOTH
(T24)HPL MIXED 1 (TA01)
for ALB014**ALBATROSS 316 Left Hand (Teak Tray)**

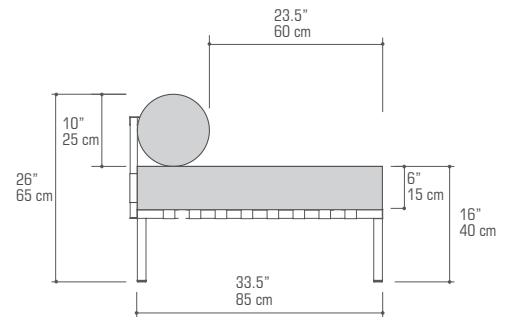
ALB203

W 79.5"	202 cm	Unit	1 / Box	
D 34.5"	88 cm	Volume	47 ft ³	1.33 m ³
H 25.5"	65 cm	Nett	64 lb	29 kg
SH 16"	40 cm	Gross	93 lb	42 kg

**ALBATROSS 316 Right Hand (Teak Tray)**

ALB204

W 79.5"	202 cm	Unit	1 / Box	
D 34.5"	88 cm	Volume	47 ft ³	1.33 m ³
H 25.5"	65 cm	Nett	64 lb	29 kg
SH 16"	40 cm	Gross	93 lb	42 kg

**ALBATROSS 316 Low Table (Teak)**

ALB205

L 33.5"	85 cm	Unit	1 / Box	
W 33.5"	85 cm	Volume	9 ft ³	0.25 m ³
H 11"	28 cm	Nett	40 lb	18 kg
		Gross	49 lb	22 kg

**ALBATROSS 316 Rectangular Coffee Table (Teak)**

ALB214

L 67"	170 cm	Unit	1 / Box	
W 33.5"	85 cm	Volume	17 ft ³	0.49 m ³
H 11"	28 cm	Nett	60 lb	27 kg
		Gross	82 lb	37 kg

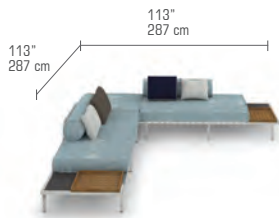
FRAME

Stainless Steel 316 Mirror Polished (F20)

TABLE TOP & SIDE TRAYPremium Teak | Smooth (T24)
HPL (High Pressure Laminat) Mixed**WEBBING**

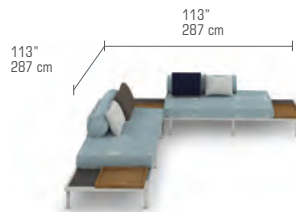
Keops

SUGGESTED CONFIGURATIONS



ALBCO-1 **ALBATROSS 316 Configuration 1**

ALB004 + ALB006 + ALB003 *
ALB204 + ALB006 + ALB203 **



ALBCO-2 **ALBATROSS 316 Configuration 2**

ALB004 + ALB005 + ALB003 *
ALB204 + ALB205 + ALB203 **



ALBCO-3 **ALBATROSS 316 Configuration 3**

ALB004 + ALB006 + ALB001 + ALB003 *
ALB204 + ALB006 + ALB001 + ALB203 **



ALBCO-4 **ALBATROSS 316 Configuration 4**

ALB004 + ALB005 + ALB001 + ALB003 *
ALB204 + ALB205 + ALB001 + ALB203 **



ALBCO-5 **ALBATROSS 316 Configuration 5**

ALB004 + ALB001 + ALB006 + ALB003 *
ALB204 + ALB001 + ALB006 + ALB203 **



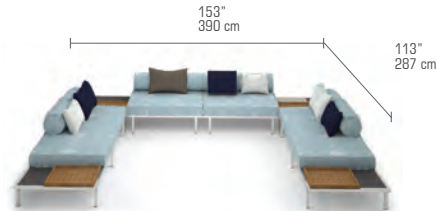
ALBCO-6 **ALBATROSS 316 Configuration 6**

ALB004 + ALB001 + ALB005 + ALB003 *
ALB204 + ALB001 + ALB205 + ALB203 **



ALBCO-7 **ALBATROSS 316 Configuration 7**

ALB004 + (2X) ALB006 + (2X) ALB001 + ALB003 *
ALB204 + (2X) ALB006 + (2X) ALB001 + ALB203 **



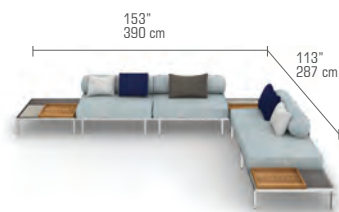
ALBCO-8 **ALBATROSS 316 Configuration 8**

ALB004 + (2X) ALB005 + (2X) ALB001 + ALB003 *
ALB204 + (2X) ALB205 + (2X) ALB001 + ALB203 **



ALBCO-9 **ALBATROSS 316 Configuration 9**

ALB004 + (2X) ALB005 + (2X) ALB001 *
ALB204 + (2X) ALB205 + (2X) ALB001 **



ALBCO-10 **ALBATROSS 316 Configuration 10**

ALB003 + (2X) ALB005 + (2X) ALB001 *
ALB203 + (2X) ALB205 + (2X) ALB001 **

* Mixed Tray
** Teak tray

Note : Throw Pillows not included
Custom Configurations Available



ALBATROSS 316 Multiposition Sunbed With Side Tray

ALB007

L	79" 200 cm	Unit	1 / Box	
W	43" 109 cm	Volume	30 ft ³	0.86 m ³
H	18" 45 cm	Nett	77 lb	35 kg
SH	16" 40 cm	Gross	115 lb	52 kg

Note :

- Push button gas spring adjustable backrest
- Small wheels

SIDE TRAY



HPL MIXED 2 (TA02)



Grating Tray
PREMIUM TEAK | SMOOTH (T24)



W12 - COCOA



W11 - DUNE



W21 - HERON WHITE

FRAME

Stainless Steel 316 Mirror Polished (F20)

WEBBING

Keops



ALBATROSS 316 Dining Chair*
(Teak Armrest)

ALB009


W	25.5"	65 cm	Unit	2 / Box
D	22.5"	57 cm	Volume	5.5 ft ³ 0.16 m ³
H	31"	78 cm	Nett	13 lb 6 kg
SH	18"	46 cm	Gross	18 lb 8 kg
AH	26"	67 cm		



ALBATROSS 316 Dining Chair Lite**
(Upholstery Armrest)

ALB015

W	22"	56 cm	Unit	2 / Box
D	22.5"	57 cm	Volume	5 ft ³ 0.14 m ³
H	31"	78 cm	Nett	13 lb 6 kg
SH	18"	46 cm	Gross	18 lb 8 kg
AH	25"	64 cm		



FRAME

Stainless Steel 316 Mirror Polished (F20)

ARMREST

*Premium Teak | Smooth (T24)
**Leisuretex / Elios WP

WEBBING

Keops

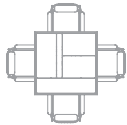


ALBATROSS 316 Table Square 44" / 112 cm

ALB013

L	44" 112 cm
W	44" 112 cm
H	30" 76 cm
CH	28" 71 cm

Unit	2 Boxes	
Volume	19 ft3	0.54 m3
Nett	95 lb	43 kg
Gross	115 lb	52 kg

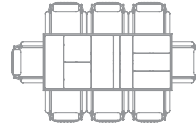


ALBATROSS 316 Table Rectangular 80" / 204 cm

ALB012

L	80" 204 cm
W	35.5" 90 cm
H	30" 76 cm
CH	28" 71 cm

Unit	2 boxes	
Volume	18 ft3	0.52 m3
Nett	134 lb	61 kg
Gross	165 lb	75 kg

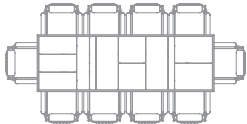


ALBATROSS 316 Table Rectangular 110" / 280 cm

ALB011

L	110" 280 cm
W	35.5" 90 cm
H	30" 76 cm
CH	28" 71 cm

Unit	1 Crate & 1 Box	
Volume	45 ft3	1.28 m3
Nett	179 lb	81 kg
Gross	386 lb	175 kg

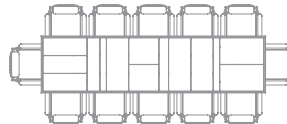


ALBATROSS 316 Table Rectangular 140" / 355 cm

ALB010

L	140" 355 cm
W	35.5" 90 cm
H	30" 76 cm
CH	28" 71 cm

Unit	1 Crate & 1 Box	
Volume	54 ft3	1.53 m3
Nett	214 lb	97 kg
Gross	472 lb	214 kg



* Table simulation using ALBATROSS Dining Chair
 Custom Dimensions Available

FRAME

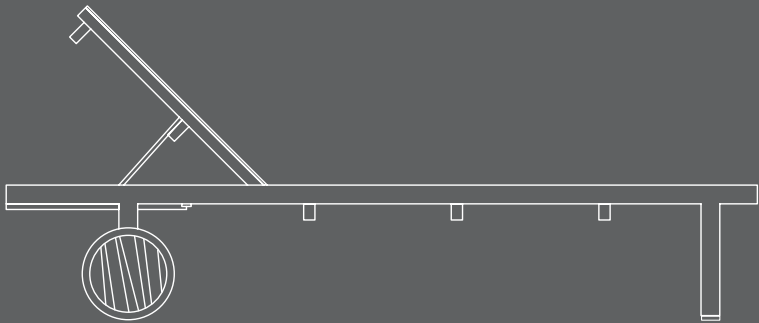
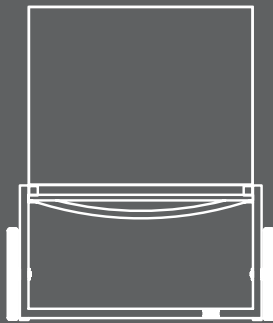
Stainless Steel 316 Mirror Polished (F20)

TABLE TOP

HPL (High Pressure Laminate) Mixed



The “Albatross 316” dining set consists of a comfortable, elegant, stackable armchair and an eye-catching table, with a signature inlay top of high-pressure laminate pieces.



ALLUX

Design by Vincent Cantaert & Barbara Widiningtias









ALLUX Casual Chair (Padded Sling)

MZ037PS

W	23.5" 60 cm	Unit	1 / Box	
D	27" 69 cm	Volume	13 ft ³	0.37 m ³
H	29.5" 75 cm	Nett	13 lb	6 kg
SH	15" 38 cm	Gross	22 lb	10 kg
AH	21.5" 54 cm			



ALLUX Footrest (Padded Sling)

MZ038PS

W	21.5" 54 cm	Unit	1 / Box	
D	21" 53 cm	Volume	5 ft ³	0.14 m ³
H	15" 38 cm	Nett	7 lb	3 kg
		Gross	9 lb	4 kg



ALLUX Carver Chair (Padded Sling)

MZ002PS

W	21.5" 54 cm	Unit	1 / Box	
D	25.5" 65 cm	Volume	12 ft ³	0.35 m ³
H	32.5" 83 cm	Nett	11 lb	5 kg
SH	18.5" 46 cm	Gross	20 lb	9 kg
AH	25" 64 cm			



ALLUX Carver Side Chair (Padded Sling)

MZ162PS

W	21.5" 54 cm	Unit	1 / Box	
D	25.5" 65 cm	Volume	12 ft ³	0.35 m ³
H	32.5" 83 cm	Nett	11 lb	5 kg
SH	18.5" 46 cm	Gross	20 lb	9 kg



ALLUX Stackable Armchair (Padded Sling)

MZ159PS

W	25" 63 cm	Unit	4 / Box	
D	25.5" 65 cm	Volume	4.5 ft ³	0.13 m ³
H	32.5" 83 cm	Nett	11 lb	5 kg
SH	18.5" 47 cm	Gross	15 lb	7 kg
AH	25" 64 cm			



ALLUX Bar Chair (Padded Sling)

MZ113PS

W	18.5" 47 cm	Unit	1 / Box	
D	23.5" 60 cm	Volume	13 ft ³	0.37 m ³
H	43" 110 cm	Nett	13 lb	6 kg
SH	30" 76 cm	Gross	26 lb	12 kg




ALLUX Counter Chair (Padded Sling)

MZ163PS

W	18.5" 47 cm	Unit	1 / Box	
D	23.5" 60 cm	Volume	12 ft ³	0.34 m ³
H	39" 100 cm	Nett	13 lb	6 kg
SH	25" 63 cm	Gross	24 lb	11 kg


Introducing Padded Sling



S29 - EDEN ACIER



S31 - EDEN GLACIAL WHITE



S30 - EDEN BEIGE GREY



S32 - EDEN LIGHT GREY



FRAME
Powder Coated Aluminum

PADDED SLING
Soft Touch Sling



ALLUX Lounger with Aluminum Wheels (Padded Sling)

MZ067PS

L	78.5"	200 cm	Unit	1 / Box	
W	30.5"	77 cm	Volume	23 ft3	0.66 m3
H	36.5"	93 cm	Nett	42 lb	19 kg
SH	14"	36 cm	Gross	62 lb	28 kg



ALLUX Lounger with Alu Armrest (Padded Sling)

MZ507PS

L	78.5"	200 cm	Unit	1 / Box	
W	33"	84 cm	Volume	34 ft3	0.97 m3
H	36"	91 cm	Nett	44 lb	20 kg
SH	13"	33 cm	Gross	64 lb	29 kg
AH	19"	49 cm			



ALLUX Lounger with Wooden Wheels (Padded Sling)

MZ500PS

L	78.5"	200 cm	Unit	1 / Box	
W	30.5"	77 cm	Volume	23 ft3	0.66 m3
H	36.5"	93 cm	Nett	42 lb	19 kg
SH	14"	36 cm	Gross	62 lb	28 kg



ALLUX Stackable Lounger with Wheels (Padded Sling)

MZ174PS


L	78.5"	200 cm	Unit	2 / Box	
W	33"	84 cm	Volume	15 ft3	0.42 m3
H	36"	91 cm	Nett	35 lb	16 kg
SH	13"	33 cm	Gross	57 lb	26 kg



ALLUX Lounger with Shade (Padded Sling)

MZ177PS

L	79"	200 cm	Unit	2 Boxes	
W	53"	134 cm	Volume	19.5 ft3	0.55 m3
H	62"	158 cm	Nett	51 lb	23 kg
SH	13"	33 cm	Gross	66 lb	31 kg



ALLUX Ledge Stackable Lounger (Padded Sling)

MZ502PS

L	78.5"	200 cm	Unit	2 / Box	
W	30"	77 cm	Volume	16.5 ft3	0.47 m3
H	38"	96 cm	Nett	37 lb	17 kg
SH	15"	38 cm	Gross	60 lb	27 kg



ALLUX Double Lounger (Padded Sling)

MZ414PS

L	78.5"	200 cm	Unit	1 / Box	
W	54"	138 cm	Volume	41 ft3	1.16 m3
H	37"	94 cm	Nett	90 lb	41 kg
SH	14"	36 cm	Gross	106 lb	48 kg

Only available with:

Premium Powder Coated Aluminum - Ultra Durable

FRAME	PADDED SLING
Powder Coated Aluminum	Soft Touch Sling





ALLUX Casual Chair

MZ037

W	23.5"	60 cm	Unit		1 / Box	
D	27"	69 cm	Volume	13 ft ³	0.37 m ³	
H	29.5"	75 cm	Nett	13 lb	6 kg	
SH	15"	38 cm	Gross	22 lb	10 kg	
AH	21.5"	54 cm				

MZ037W Weighted

W	23.5"	60 cm	Unit		1 / Box	
D	27"	69 cm	Volume	13 ft ³	0.37 m ³	
H	29.5"	75 cm	Nett	31 lb	14 kg	
SH	15"	38 cm	Gross	40 lb	18 kg	
AH	21.5"	54 cm				



ALLUX Footrest

MZ038

W	21.5"	54 cm	Unit		1 / Box	
D	21"	53 cm	Volume	5 ft ³	0.14 m ³	
H	15"	38 cm	Nett	7 lb	3 kg	
			Gross	9 lb	4 kg	

MZ038W Weighted

W	21.5"	54 cm	Unit		1 / Box	
D	21"	53 cm	Volume	5 ft ³	0.14 m ³	
H	15"	38 cm	Nett	15 lb	7 kg	
			Gross	18 lb	8 kg	



ALLUX Carver Chair

MZ002

W	21.5"	54 cm	Unit		1 / Box	
D	25.5"	65 cm	Volume	12 ft ³	0.35 m ³	
H	32.5"	83 cm	Nett	11 lb	5 kg	
SH	18.5"	46 cm	Gross	20 lb	9 kg	
AH	25"	64 cm				

MZ002W Weighted

W	21.5"	54 cm	Unit		1 / Box	
D	25.5"	65 cm	Volume	12 ft ³	0.35 m ³	
H	32.5"	83 cm	Nett	26 lb	12 kg	
SH	18.5"	46 cm	Gross	35 lb	16 kg	
AH	25"	64 cm				



ALLUX Carver Side Chair

MZ162

W	21.5"	54 cm	Unit		1 / Box	
D	25.5"	65 cm	Volume	12 ft ³	0.35 m ³	
H	32.5"	83 cm	Nett	11 lb	5 kg	
SH	18.5"	46 cm	Gross	20 lb	9 kg	

MZ162W Weighted

W	21.5"	54 cm	Unit		1 / Box	
D	25.5"	65 cm	Volume	12 ft ³	0.35 m ³	
H	32.5"	83 cm	Nett	24 lb	11 kg	
SH	18.5"	46 cm	Gross	33 lb	15 kg	



ALLUX Stackable Armchair

MZ159

W	25"	63 cm	Unit		4 / Box	
D	25.5"	65 cm	Volume	4.5 ft ³	0.13 m ³	
H	32.5"	83 cm	Nett	11 lb	5 kg	
SH	18.5"	47 cm	Gross	15 lb	7 kg	
AH	25"	64 cm				



ALLUX Bar Chair

MZ113

W	18.5"	47 cm	Unit		1 / Box	
D	23.5"	60 cm	Volume	13 ft ³	0.37 m ³	
H	43"	110 cm	Nett	13 lb	6 kg	
SH	30"	76 cm	Gross	26 lb	12 kg	

MZ113W Weighted

W	18.5"	47 cm	Unit		1 / Box	
D	23.5"	60 cm	Volume	13 ft ³	0.37 m ³	
H	43"	110 cm	Nett	29 lb	13 kg	
SH	30"	76 cm	Gross	42 lb	19 kg	



ALLUX Counter Chair

MZ163

W	18.5"	47 cm	Unit		1 / Box	
D	23.5"	60 cm	Volume	12 ft ³	0.34 m ³	
H	39"	100 cm	Nett	13 lb	6 kg	
SH	25"	63 cm	Gross	24 lb	11 kg	

MZ163W Weighted

W	18.5"	47 cm	Unit		1 / Box	
D	23.5"	60 cm	Volume	12 ft ³	0.34 m ³	
H	39"	100 cm	Nett	24 lb	11 kg	
SH	25"	63 cm	Gross	35 lb	16 kg	

FRAME
Powder Coated Aluminum

SLING
Regular Sling
Premium Sling
Soft Touch Sling



ALLUX Lounger with Aluminum Wheels
MZ067

L	78.5"	200 cm	Unit		1 / Box	
W	30.5"	77 cm	Volume	23 ft3	0.66 m3	
H	36.5"	93 cm	Nett.	37 lb	17 kg	
SH	14"	36 cm	Gross	57 lb	26 kg	

MZ067W Weighted

L	78.5"	200 cm	Unit		1 / Box	
W	30.5"	77 cm	Volume	23 ft3	0.66 m3	
H	36.5"	93 cm	Nett.	73 lb	33 kg	
SH	14"	36 cm	Gross	84 lb	38 kg	



ALLUX Lounger with Alu Armrest
MZ507

L	78.5"	200 cm	Unit		1 / Box	
W	33"	84 cm	Volume	34 ft3	0.97 m3	
H	36"	91 cm	Nett.	40 lb	18 kg	
SH	13"	33 cm	Gross	60 lb	27 kg	
AH	19"	49 cm				



ALLUX Lounger with Wooden Wheels
MZ500

L	78.5"	200 cm	Unit		1 / Box	
W	30.5"	77 cm	Volume	23 ft3	0.66 m3	
H	36.5"	93 cm	Nett.	37 lb	17 kg	
SH	14"	36 cm	Gross	57 lb	26 kg	



Optional Cushion - ALLUX Lounger

CU72

Thickness 1.5" | 4 cm



Optional Headrest - ALLUX Lounger

CU64

Thickness 2" | 6 cm



ALLUX Stackable Lounger with Wheels

MZ174

L	78.5"	200 cm	Unit		2 / Box	
W	33"	84 cm	Volume	15 ft3	0.42 m3	
H	36"	91 cm	Nett.	31 lb	14 kg	
SH	13"	33 cm	Gross	53 lb	24 kg	



ALLUX Ledge Stackable Lounger

MZ502

L	78.5"	200 cm	Unit		2 / Box	
W	30"	77 cm	Volume	16.5 ft3	0.47 m3	
H	38"	96 cm	Nett.	33 lb	15 kg	
SH	15"	38 cm	Gross	55 lb	25 kg	



Only available with:

Premium Powder Coated Aluminum - Ultra Durable



Optional Cushion - ALLUX Stackable Lounger

CU74

Thickness 1.5" | 4 cm



ALLUX Lounger with Shade

MZ177

L	78.5"	200 cm	Unit		2 Boxes	
W	53"	134 cm	Volume	19.5 ft3	0.55 m3	
H	62"	158 cm	Nett.	46 lb	21 kg	
SH	13"	33 cm	Gross	64 lb	29 kg	



ALLUX Double Lounger

MZ414

L	78.5"	200 cm	Unit		1 / Box	
W	54"	138 cm	Volume	41 ft3	1.16 m3	
H	37"	94 cm	Nett.	82 lb	37 kg	
SH	14"	36 cm	Gross	97 lb	44 kg	



Optional Cushion - ALLUX Double Lounger

CU73

Thickness 1.5" | 4 cm

FRAME

Powder Coated Aluminum

SLING

Regular Sling
Premium Sling
Soft Touch Sling



ALLUX Side Table Small

MZ232

L 16.5" | 42 cm
W 16.5" | 42 cm
H 18" | 46 cm

Unit	1 / Box	
Volume	4 ft ³	0.11 m ³
Nett	11 lb	5 kg
Gross	13 lb	6 kg



ALLUX Side Table Medium

MZ417

L 21" | 53 cm
W 21" | 53 cm
H 16.5" | 42 cm

Unit	1 / Box	
Volume	5 ft ³	0.15 m ³
Nett	13 lb	6 kg
Gross	15 lb	7 kg



ALLUX Square Coffee Table

MG17586

L 31.5" | 80 cm
W 31.5" | 80 cm
H 14" | 35 cm

Unit	1 / Box	
Volume	10 ft ³	0.28 m ³
Nett	22 lb	10 kg
Gross	31 lb	14 kg

METAL PARTS

Powder Coated Aluminum



ALLUX Dining Table
(Premium Teak - Abstract Slats)*
MZ209

L	39.5" 100 cm	Unit		1 / Box	
W	39.5" 100 cm	Volume	4 ft3	0.12 m3	
H	30" 76 cm	Nett	40 lb	18 kg	
CH	27" 69 cm	Gross	51 lb	23 kg	



ALLUX Dining Table
(Premium Teak - Abstract Slats)*
MZ211

L	86.5" 220 cm	Unit		1 / Box	
W	39.5" 100 cm	Volume	10.5 ft3	0.30 m3	
H	30" 76 cm	Nett	86 lb	39 kg	
CH	27" 69 cm	Gross	108 lb	49 kg	



ALLUX Dining Table
(Premium Teak - Abstract Slats)*
MZ212

L	106.5" 270 cm	Unit		Crate	
W	39.5" 100 cm	Volume	40 ft3	1.14 m3	
H	30" 76 cm	Nett	119 lb	54 kg	
CH	27" 69 cm	Gross	231 lb	105 kg	



ALLUX Dining Table
(Premium Teak - Straight Slats)*
MZ193

L	39.5" 100 cm	Unit		1 / Box	
W	39.5" 100 cm	Volume	4 ft3	0.12 m3	
H	30" 76 cm	Nett	40 lb	18 kg	
CH	27" 69 cm	Gross	51 lb	23 kg	



ALLUX Dining Table
(Premium Teak - Straight Slats)*
MZ310

L	86.5" 220 cm	Unit		1 / Box	
W	39.5" 100 cm	Volume	10.5 ft3	0.30 m3	
H	30" 76 cm	Nett	86 lb	39 kg	
CH	27" 69 cm	Gross	108 lb	49 kg	



ALLUX Dining Table
(Premium Teak - Straight Slats)*
MZ246

L	106.5" 270 cm	Unit		Crate	
W	39.5" 100 cm	Volume	40 ft3	1.14 m3	
H	30" 76 cm	Nett	119 lb	54 kg	
CH	27" 69 cm	Gross	231 lb	105 kg	



ALLUX Dining Table (HPL)**
MZ418

L	39.5" 100 cm	Unit		1 / Box	
W	39.5" 100 cm	Volume	4.5 ft3	0.13 m3	
H	30" 76 cm	Nett	57 lb	26 kg	
CH	27" 69 cm	Gross	71 lb	32 kg	



ALLUX Dining Table (HPL)**
MZ432

L	86.5" 220 cm	Unit		1 / Box	
W	39.5" 100 cm	Volume	10 ft3	0.28 m3	
H	30" 76 cm	Nett	117 lb	53 kg	
CH	27" 69 cm	Gross	146 lb	66 kg	



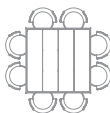
ALLUX Dining Table (HPL)**
MZ433

L	106.5" 270 cm	Unit		Crate	
W	39.5" 100 cm	Volume	41 ft3	1.16 m3	
H	30" 76 cm	Nett	152 lb	69 kg	
CH	27" 69 cm	Gross	273 lb	124 kg	

* Table simulation using ALLUX Stackable Armchair
Custom Dimensions Available

FRAME
Powder Coated Aluminum


TABLE TOP
*Premium Teak | Smooth (T24)
**HPL (High Pressure Laminate)



ALLUX Dining Table (HPL)**

MZ512

L	60"	152 cm	Unit	1 / Box
W	60"	152 cm	Volume	74 ft3 2.10 m3
H	30"	76 cm	Nett	150 lb 68 kg
CH	27"	68 cm	Gross	187 lb 85 kg



ALLUX Dining Table (HPL)**

MZ511

L	110"	279 cm	Unit	Crate
W	60"	152 cm	Volume	64 ft3 1.80 m3
H	30"	76 cm	Nett	231 lb 105 kg
CH	27"	68 cm	Gross	428 lb 194 kg



* Picture & Table simulation using DAISY MAE Dining Chair
 Custom Dimensions Available

FRAME
 Powder Coated Aluminum

TABLE TOP
 **HPL (High Pressure Laminate)



ALLUX Bar Table
(Premium Teak - Abstract Slats)*

MZ114

L 31.5" | 80 cm
W 31.5" | 80 cm
H 41.5" | 105 cm

Unit	1 / Box	
Volume	8 ft ³	0.23 m ³
Nett	37 lb	17 kg
Gross	46 lb	21 kg



ALLUX Bar Table
(Premium Teak - Abstract Slats)*

MZ115

L 59" | 150 cm
W 31.5" | 80 cm
H 41.5" | 105 cm

Unit	1 / Box	
Volume	16 ft ³	0.45 m ³
Nett	68 lb	31 kg
Gross	93 lb	42 kg



ALLUX Bar Table
(Premium Teak - Straight Slats)*

MZ469

L 31.5" | 80 cm
W 31.5" | 80 cm
H 41.5" | 105 cm

Unit	1 / Box	
Volume	8 ft ³	0.23 m ³
Nett	37 lb	17 kg
Gross	46 lb	21 kg



ALLUX Bar Table
(Premium Teak - Straight Slats)*

MZ248

L 59" | 150 cm
W 31.5" | 80 cm
H 41.5" | 105 cm

Unit	1 / Box	
Volume	16 ft ³	0.45 m ³
Nett	68 lb	31 kg
Gross	93 lb	42 kg



ALLUX Bar Table (HPL)**

MZ471

L 31.5" | 80 cm
W 31.5" | 80 cm
H 41.5" | 105 cm

Unit	1 / Box	
Volume	8 ft ³	0.23 m ³
Nett	42 lb	19 kg
Gross	53 lb	24 kg




ALLUX Bar Table (HPL)**

MZ472

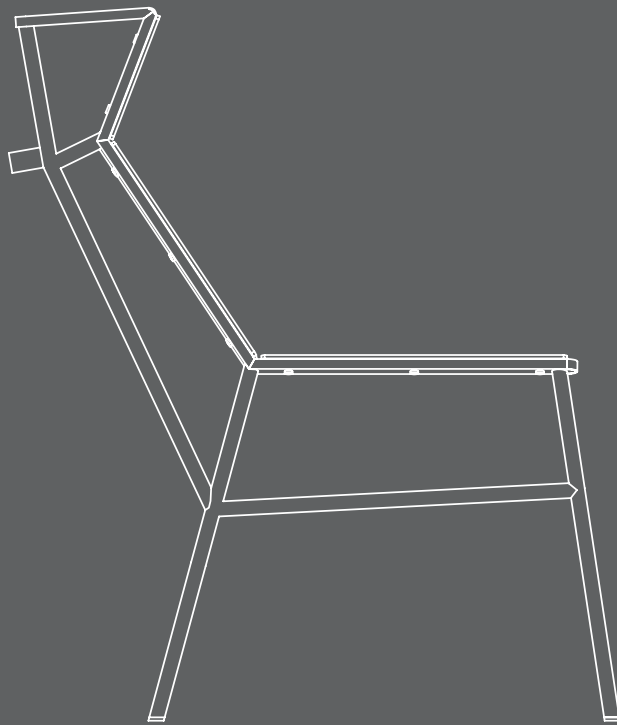
L 59" | 150 cm
W 31.5" | 80 cm
H 41.5" | 105 cm

Unit	1 / Box	
Volume	16 ft ³	0.45 m ³
Nett	73 lb	33 kg
Gross	104 lb	47 kg



* Bar Table simulation using ALLUX Bar Chair
Custom Dimensions Available





ANDY

Design by Vincent Cantaert & Barbara Widiningtias







ANDY Dining Chair

AND01

W	26"	66 cm	Unit	1 / Box	
D	28"	71 cm	Volume	16 ft ³	0.46 m ³
H	33"	84 cm	Nett	13 lb	6 kg
SH	18.5"	47 cm	Gross	22 lb	10 kg
AH	24.5"	62 cm			



ANDY Easy Chair

AND02

W	26.5"	68 cm	Unit	1 / Box	
D	28.5"	73 cm	Volume	15.5 ft ³	0.44 m ³
H	29.5"	75 cm	Nett	13 lb	6 kg
SH	16"	40 cm	Gross	22 lb	10 kg
AH	21"	53 cm			



ANDY High Back Chair

AND03

W	30.5"	78 cm	Unit	1 / Box	
D	35.5"	90 cm	Volume	30 ft ³	0.84 m ³
H	41"	104 cm	Nett	18 lb	8 kg
SH	16"	40 cm	Gross	31 lb	14 kg
AH	21.5"	54.5 cm			



ANDY High Back Rocking Chair

MI1021

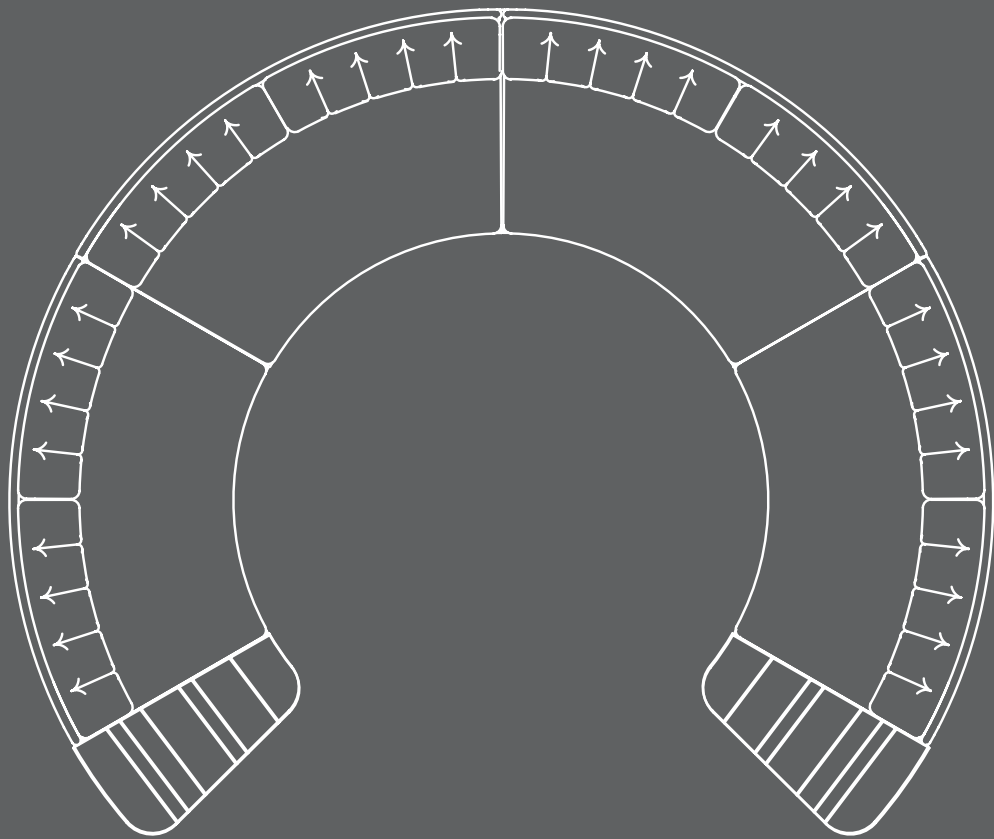
W	31"	78 cm	Unit	1 / Box	
D	49"	124 cm	Volume	41 ft ³	1.15 m ³
H	42"	106 cm	Nett	37 lb	17 kg
SH	16.5"	42 cm	Gross	60 lb	27 kg
AH	22"	56 cm			

FRAME

Powder Coated Aluminum

UPHOLSTERY

Sailcloths
Specialty Textiles
Luxury
Smart Textiles



BABBO

Design by Vincent Cantaert & Barbara Widiningtias



MAMAGREEN





BABBO Sectional Seat

BAB03

W	69" 175 cm	Unit	1 / Box	
D	36.5" 93 cm	Volume	47 ft ³	1.34 m ³
H	28.5" 73 cm	Nett	53 lb	24 kg
SH	15.5" 40 cm	Gross	100 lb	45 kg



BABBO Right Hand Sectional (Teak)*

BAB02

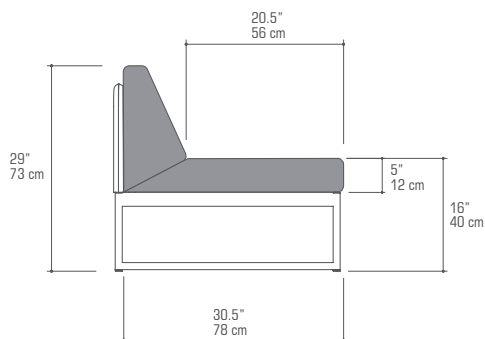
W	82" 208 cm	Unit	1 / Box	
D	39.5" 100 cm	Volume	60 ft ³	1.70 m ³
H	28.5" 73 cm	Nett	64 lb	29 kg
SH	15.5" 40 cm	Gross	124 lb	56 kg



BABBO Left Hand Sectional (Teak)*

BAB01

W	82" 208 cm	Unit	1 / Box	
D	39.5" 100 cm	Volume	60 ft ³	1.70 m ³
H	28.5" 73 cm	Nett	64 lb	29 kg
SH	15.5" 40 cm	Gross	124 lb	56 kg



BABBO Right Hand Sectional (HPL)**

BAB05

W	82" 208 cm	Unit	1 / Box	
D	39.5" 100 cm	Volume	60 ft ³	1.70 m ³
H	28.5" 73 cm	Nett	70 lb	32 kg
SH	15.5" 40 cm	Gross	130 lb	59 kg



BABBO Left Hand Sectional (HPL)**

BAB04

W	82" 208 cm	Unit	1 / Box	
D	39.5" 100 cm	Volume	60 ft ³	1.70 m ³
H	28.5" 73 cm	Nett	70 lb	32 kg
SH	15.5" 40 cm	Gross	130 lb	59 kg

FRAME

Powder Coated Aluminum

UPHOLSTERY BACK PANEL

Faux-leather

TOP

*Recycled Teak | Brushed (T31)


**HPL (High Pressure Laminate)



SUGGESTED CONFIGURATIONS

Regular Configurations

Suitable for tables / firepits up to 40" (100 cm) diameter
 Custom dimensions available on request

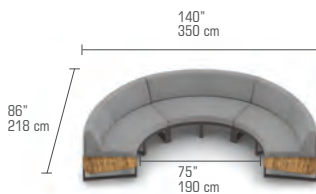


BABCO-1 **BABBO Configuration 1 (Teak)**

BAB01 + BAB02

BABCO-4 **BABBO Configuration 4 (HPL)**

BAB04 + BAB05

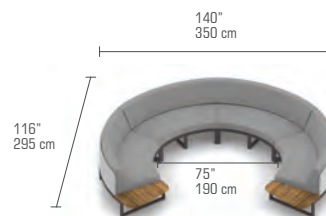


BABCO-2 **BABBO Configuration 2 (Teak)**

BAB01 + BAB02 + BAB03

BABCO-5 **BABBO Configuration 5 (HPL)**

BAB03 + BAB04 + BAB05



BABCO-3 **BABBO Configuration 3 (Teak)**


(2X) BAB03 + BAB01 + BAB02

BABCO-6 **BABBO Configuration 6 (HPL)**

(2X) BAB03 + BAB04 + BAB05

Custom Configurations Available





Baia

Design by Vincent Cantaert & Barbara Widiningtias









BAIA Extension Table

MG5270 (Aluminum Frame / Teak)
 MG5519 (Stainless Steel Frame / Teak)

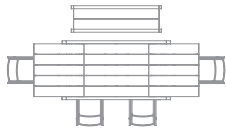
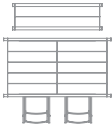
L	67"-110"	170-280 cm	Unit	1 / Box	
W	39.5"	100 cm	Volume	55 ft3	1.56 m3
H	30"	76 cm	Nett	174 lb	79 kg
CH	26"-27"	66-68.5 cm	Gross	187 lb	85 kg



BAIA Extension Table

MG5221 (Aluminum Frame / Teak)
 MG5521 (Stainless Steel Frame / Teak)

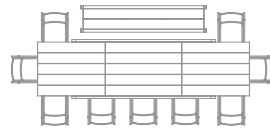
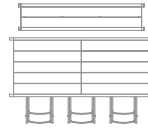
L	90.5"-141.5"	230-360 cm	Unit	1 / Box	
W	39.5"	100 cm	Volume	73 ft3	2.06 m3
H	30"	76 cm	Nett	207 lb	94 kg
CH	26"-27"	66-68.5 cm	Gross	225 lb	102 kg



BAIA Bench

MG14490 (Aluminum Frame / Teak)
 MG5525 (Stainless Steel Frame / Teak)

L	57"	145 cm	Unit	1 / Box	
W	17.5"	45 cm	Volume	13.5 ft3	0.38 m3
H	17.5"	45 cm	Nett	49 lb	22 kg
			Gross	55 lb	25 kg



BAIA Bench

MG14496 (Aluminum Frame / Teak)
 MG5528 (Stainless Steel Frame / Teak)

L	80.5"	205 cm	Unit	1 / Box	
W	17.5"	45 cm	Volume	18 ft3	0.52 m3
H	17.5"	45 cm	Nett	73 lb	33 kg
			Gross	84 lb	38 kg

* Table simulation using OLAF Dining Side Chair | BAIA Bench 57" / 145 cm | BAIA Bench 80.5" / 205 cm

FRAME

Powder Coated Aluminum
 Stainless Steel 304 Hairline (F18)

TOP / SEATREST

Recycled Teak | Brushed (T31)





BAIA Extension Table

MG5517 (Aluminum Frame / HPL)
MG5524 (Stainless Steel Frame / HPL)

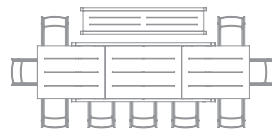
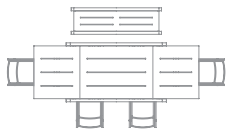
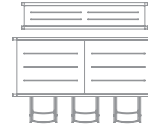
L	67"-110"	170-280 cm	Unit	1 / Box	
W	39.5"	100 cm	Volume	56.5 ft ³	1.60 m ³
H	30"	76 cm	Nett	181 lb	82 kg
CH	26"-27"	66-68.5 cm	Gross	194 lb	88 kg



BAIA Extension Table

MG5518 (Aluminum Frame / HPL)
MG5522 (Stainless Steel Frame / HPL)

L	90.5"-141.5"	230-360 cm	Unit	1 / Box	
W	39.5"	100 cm	Volume	74.5 ft ³	2.11 m ³
H	30"	76 cm	Nett	216 lb	98 kg
CH	26"-27"	66-68.5 cm	Gross	229 lb	104 kg



BAIA Bench

MG5515 (Aluminum Frame / HPL)
MG5526 (Stainless Steel Frame / HPL)

L	57"	145 cm	Unit	1 / Box	
W	17.5"	45 cm	Volume	14 ft ³	0.39 m ³
H	17.5"	45 cm	Nett	57 lb	26 kg
			Gross	66 lb	30 kg

BAIA Bench

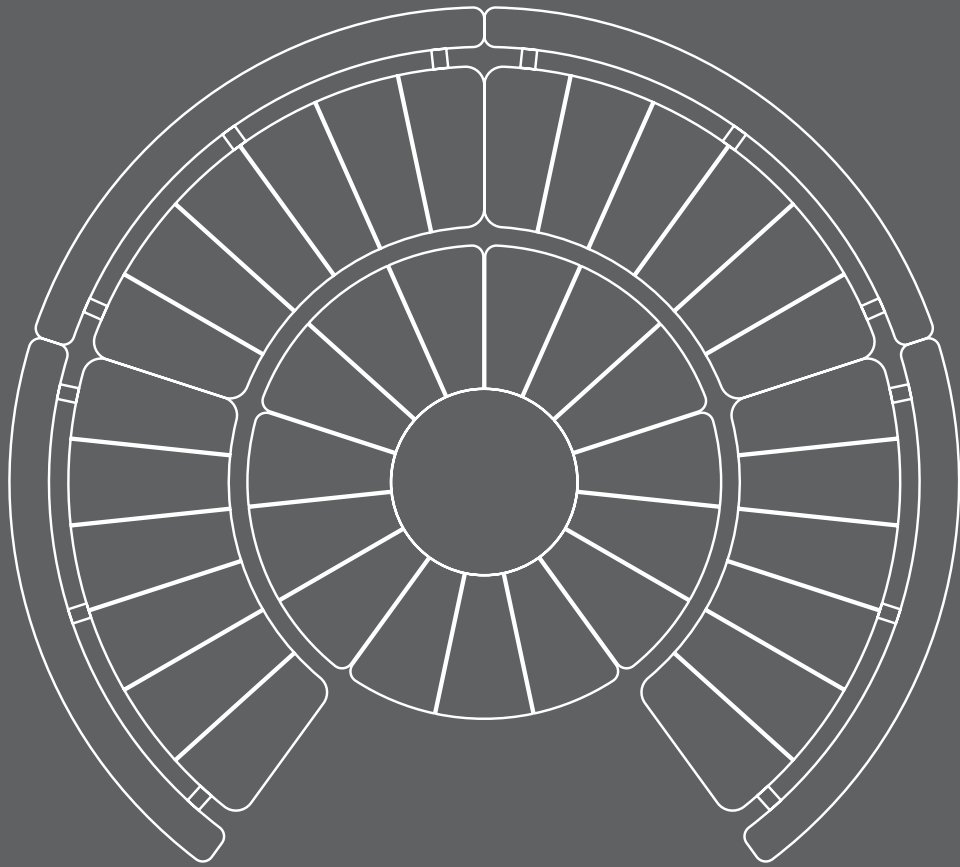
MG5516 (Aluminum Frame / HPL)
MG5529 (Stainless Steel Frame / HPL)

L	80.5"	205 cm	Unit	1 / Box	
W	17.5"	45 cm	Volume	19 ft ³	0.54 m ³
H	17.5"	45 cm	Nett	84 lb	38 kg
			Gross	97 lb	44 kg

* Table simulation using OLAF Dining Side Chair | BAIA Bench 57" / 145 cm | BAIA Bench 80.5" / 205 cm

FRAME	TOP / SEATREST
Powder Coated Aluminum Stainless Steel 304 Hairline (F18)	HPL (High Pressure Laminate)





begonia
MAMAGREEN Design Lab





The BEGONIA collection is our approach towards conventional picnic setting. The round shape ensures added intimacy with your loved ones. The shades of the honey color amplifies the blossoming effects of the Begonia, bringing about warmth to your familiar atmosphere.

Benches are available with a faux-leather backrest, or backless. The table has an integrated rotating tray, to add to the sharing experience.

BEGONIA is available in two different table sizes : diameter 50" (127 cm) and 62" (158 cm), allowing seating for up to 10.



BEGONIA Bench for Table Ø 50" / 127 cm
BGN03

W	50" 127 cm	Unit	1 / Box	
D	21" 54 cm	Volume	13.5 ft ³	0.38 m ³
H	18" 46 cm	Nett	22 lb	10 kg
		Gross	37 lb	17 kg



BEGONIA Bench for Table Ø 62" / 158 cm
BGN04

W	57" 145 cm	Unit	1 / Box	
D	22.5" 57 cm	Volume	16 ft ³	0.45 m ³
H	18" 46 cm	Nett	29 lb	13 kg
		Gross	46 lb	21 kg



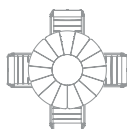
BEGONIA Bench with Backrest for Table Ø 50" / 127 cm
BGN01

W	58" 147 cm	Unit	1 / Box	
D	27.5" 70 cm	Volume	34 ft ³	0.97 m ³
H	33" 83 cm	Nett	31 lb	14 kg
SH	18" 46 cm	Gross	53 lb	24 kg



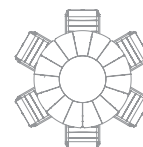
BEGONIA Bench with Backrest for Table Ø 62" / 158 cm
BGN02

W	65" 165 cm	Unit	1 / Box	
D	29" 73 cm	Volume	40 ft ³	1.13 m ³
H	33" 83 cm	Nett	37 lb	17 kg
SH	18" 46 cm	Gross	62 lb	28 kg



BEGONIA Dining Table Ø 50" / 127 cm (Teak) with Rotating Tray
BGN05

Ø	50" 127 cm	Unit	2 Boxes	
H	30" 76 cm	Volume	23 ft ³	0.65 m ³
CH	27" 69 cm	Nett	121 lb	55 kg
		Gross	152 lb	69 kg



BEGONIA Dining Table Ø 62" / 158 cm (Teak) with Rotating Tray
BGN06

Ø	62" 158 cm	Unit	2 Boxes	
H	30" 76 cm	Volume	33 ft ³	0.93 m ³
CH	27" 69 cm	Nett	207 lb	94 kg
		Gross	243 lb	110 kg




* Table simulation using MEIKA Stacking Chair
Custom Dimensions Available

FRAME (Benches)	FRAME / BASE (Tables)	SEATREST / TOP	ROTATING TRAY	UPHOLSTERY
Powder Coated Aluminum	Powder Coated Galvanize Steel	Recycled Teak Brushed (T31)	HPL (High Pressure Laminate)	Faux-leather

SUGGESTED CONFIGURATIONS


With **BEGONIA Dining Table** Ø 50" / 127 cm (Teak)



BGNCO-1 BEGONIA Configuration 1

(3X) BGN03 + BGN05

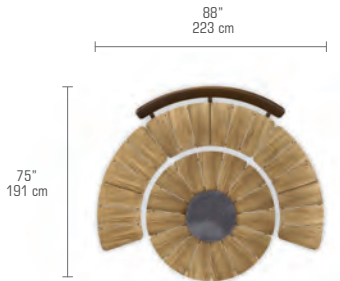
Seats 3, can be combined with 2 dining chairs



BGNCO-2 BEGONIA Configuration 2

(4X) BGN03 + BGN05

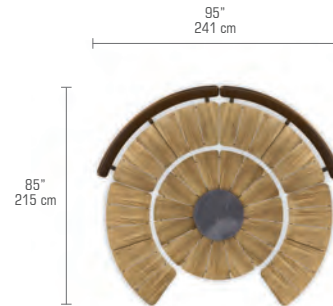
Seats 4, can be combined with 1 dining chair



BGNCO-3 BEGONIA Configuration 3

(2X) BGN03 + BGN01 + BGN05

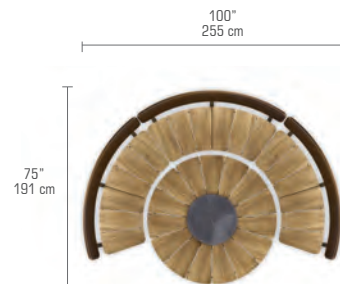
Seats 3, can be combined with 2 dining chairs



BGNCO-4 BEGONIA Configuration 4

(2X) BGN03 + (2X) BGN01 + BGN05

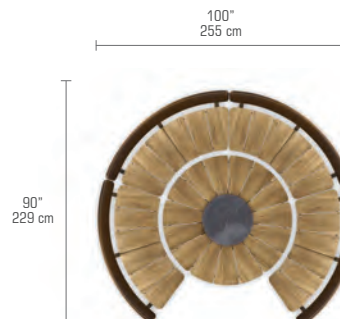
Seats 4, can be combined with 1 dining chair



BGNCO-5 BEGONIA Configuration 5

(3X) BGN01 + BGN05

Seats 3, can be combined with 2 dining chairs




BGNCO-6 BEGONIA Configuration 6

(4X) BGN01 + BGN05

Seats 4, can be combined with 1 dining chair

SUGGESTED CONFIGURATIONS


With **BEGONIA Dining Table** Ø 62" / 158 cm (Teak)



BGNCO-7 BEGONIA Configuration 7

(3X) BGN04 + BGN06

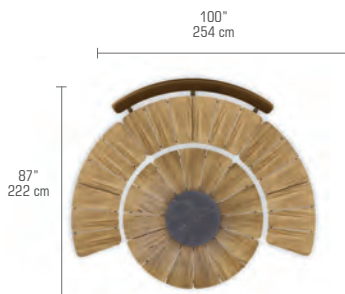
Seats 4-5, can be combined with 2 dining chairs



BGNCO-8 BEGONIA Configuration 8

(4X) BGN04 + BGN06

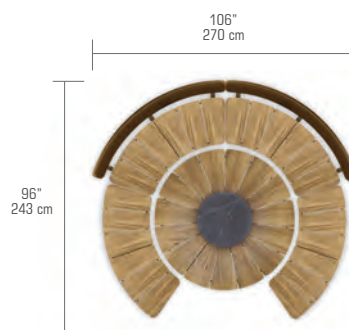
Seats 6, can be combined with 1 dining chair



BGNCO-9 BEGONIA Configuration 9

(2X) BGN04 + BGN02 + BGN06

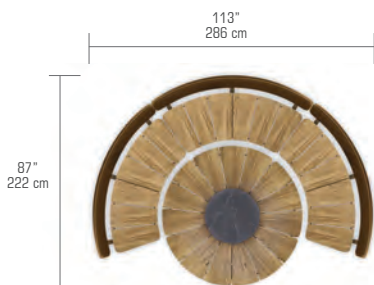
Seats 4-5, can be combined with 2 dining chairs



BGNCO-10 BEGONIA Configuration 10

(2X) BGN04 + (2X) BGN02 + BGN06

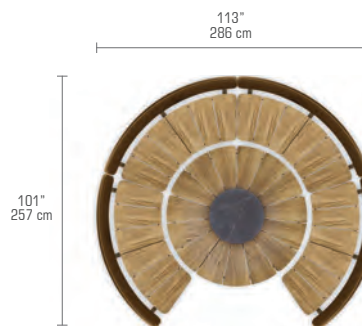
Seats 6, can be combined with 1 dining chair



BGNCO-11 BEGONIA Configuration 11

(3X) BGN02 + BGN06


Seats 4-5, can be combined with 2 dining chairs



BGNCO-12 BEGONIA Configuration 12

(4X) BGN02 + BGN06

Seats 6, can be combined with 1 dining chair



BIG
DADDY

MAMAGREEN Design Lab









**BIG DADDY Bench 86.5" / 220 cm
Right Hand Backrest**

BD004


L	86.5"	220 cm	Unit	1 / Box	
W	21.5"	54 cm	Volume	20.5 ft ³	0.58 m ³
H	30.5"	78 cm	Nett	121 lb	55 kg
SH	17.5"	45 cm	Gross	154 lb	70 kg



**BIG DADDY Bench 86.5" / 220 cm
Left Hand Backrest**

BD003

L	86.5"	220 cm	Unit	1 / Box	
W	21.5"	54 cm	Volume	20.5 ft ³	0.58 m ³
H	30.5"	78 cm	Nett	121 lb	55 kg
SH	17.5"	45 cm	Gross	154 lb	70 kg



BIG DADDY Bench 71" / 180 cm

BD001

L	71"	180 cm	Unit	1 / Box	
W	17"	43 cm	Volume	9.5 ft ³	0.27 m ³
H	17.5"	45 cm	Nett	90 lb	41 kg
			Gross	99 lb	45 kg



BIG DADDY Table 3 Slats 94.5" / 240 cm

BD005

L	94.5"	240 cm	Unit	2 Boxes	
W	39.5"	100 cm	Volume	20.5 ft ³	0.58 m ³
H	30"	76 cm	Nett	209 lb	95 kg
CH	27"	69 cm	Gross	227 lb	103 kg



BIG DADDY Table 4 Slats 94.5" / 240 cm

BD008

L	94.5"	240 cm	Unit	2 Boxes	
W	53"	134 cm	Volume	28 ft ³	0.79 m ³
H	30"	76 cm	Nett	260 lb	118 kg
CH	27"	69 cm	Gross	284 lb	129 kg



* Dining Table simulation using MEIKA Stacking Chair | BIG DADDY Bench 71" / 180 cm



BIG DADDY Bench 86.5" / 220 cm

BD002

L	86.5"	220 cm	Unit	1 / Box	
W	17"	43 cm	Volume	12 ft ³	0.33 m ³
H	17.5"	45 cm	Nett	115 lb	52 kg
			Gross	123 lb	56 kg



BIG DADDY Table 3 Slats 118" / 300 cm

BD006

L	118"	300 cm	Unit	Crate	
W	39.5"	100 cm	Volume	70 ft ³	1.99 m ³
H	30"	76 cm	Nett	254 lb	115 kg
CH	27"	69 cm	Gross	417 lb	189 kg



BIG DADDY Table 4 Slats 118" / 300 cm

BD009

L	118"	300 cm	Unit	Crate	
W	53"	134 cm	Volume	91 ft ³	2.58 m ³
H	30"	76 cm	Nett	309 lb	140 kg
CH	27"	69 cm	Gross	522 lb	237 kg



* Dining Table simulation using BIG DADDY Bench 86.5" / 220 cm | BIG DADDY Bench 86.5" / 220 cm Left Hand Backrest
BIG DADDY Bench 86.5" / 220 cm Right Hand Backrest

Custom Dimensions Available

FRAME & TOP

Recycled Teak | Brushed (F31)



BIG DADDY Table 94.5" / 240 cm

BD025

L	94.5" 240 cm
W	39.5" 100 cm
H	30" 76 cm
CH	27" 69 cm

Unit		2 Boxes	
Volume	20.5 ft ³	0.58 m ³	
Nett	220 lb	100 kg	
Gross	236 lb	108 kg	



BIG DADDY Table 118" / 300 cm

BD026

L	118" 300 cm
W	39.5" 100 cm
H	30" 76 cm
CH	27" 69 cm

Unit		Crate	
Volume	70 ft ³	1.99 m ³	
Nett	251 lb	114 kg	
Gross	432 lb	196 kg	



* Dining Table simulation using MEIKA Stacking Chair



BIG DADDY Window Bar Table 71" / 180 cm

BD024

L	71" 180 cm
W	17.5" 45 cm
H	41.5" 105 cm

Unit		2 Boxes	
Volume	8 ft ³	0.22 m ³	
Nett	95 lb	43 kg	
Gross	110 lb	50 kg	



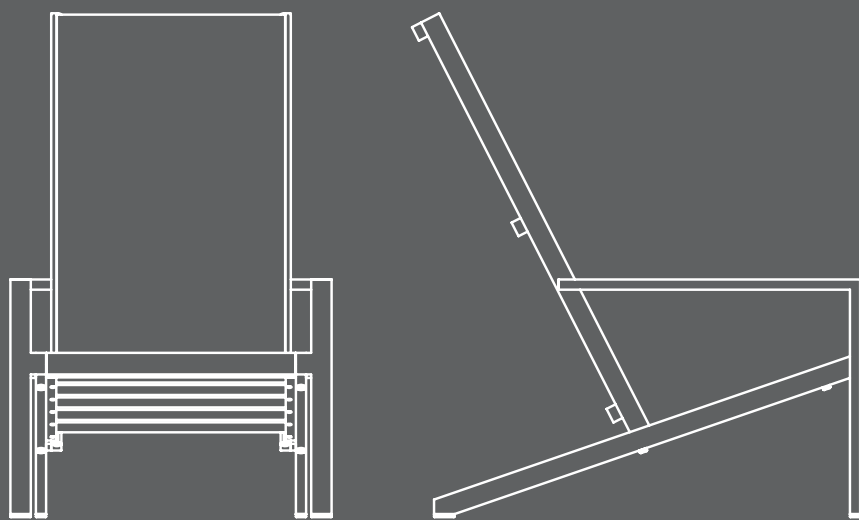
BIG DADDY Bar Table 71" / 180 cm

BD007

L	71" 180 cm
W	35.5" 90 cm
H	41.5" 105 cm

Unit		2 Boxes	
Volume	14 ft ³	0.39 m ³	
Nett	150 lb	68 kg	
Gross	174 lb	79 kg	

* Bar Table simulation using OLAF Bar Chair
Custom Dimensions Available



bondi

MAMAGREEN Design Lab











BONDI Sunbed Sling

BND004



L 78.5" | 200 cm
W 32.5" | 82 cm
H 36" | 91 cm
SH 13.5" | 34 cm

Unit	2 / Box	
Volume	15 ft ³	0.42 m ³
Nett	31 lb	14 kg
Gross	44 lb	20 kg



BONDI Sunbed Sling (Ledge)

BND053



L 78.5" | 200 cm
W 32.5" | 82 cm
H 36" | 91 cm
SH 13.5" | 34 cm

Unit	2 / Box	
Volume	15 ft ³	0.42 m ³
Nett	31 lb	14 kg
Gross	44 lb	20 kg

Only available with:
 Premium Powder Coated Aluminum - Ultra Durable



BONDI Sunbed Double Sling


BND021

L 78.5" | 200 cm
W 55" | 140 cm
H 36" | 91 cm
SH 13.5" | 34 cm

Unit	1 / Box	
Volume	42 ft ³	1.18 m ³
Nett	53 lb	24 kg
Gross	88 lb	40 kg




**Introducing
 SOFT TOUCH SLING**



S29 - EDEN ACIER



S31 - EDEN GLACIAL WHITE



S30 - EDEN BEIGE GREY



S32 - EDEN LIGHT GREY



BONDI Sunbed (Padded Sling)

BND076



L 78.5" | 200 cm
W 32.5" | 82 cm
H 36" | 91 cm
SH 13.5" | 34 cm

Unit	2 / Box	
Volume	15 ft ³	0.42 m ³
Nett	37 lb	17 kg
Gross	51 lb	23 kg



BONDI Sunbed (Padded Sling | Ledge)

BND077



L 78.5" | 200 cm
W 32.5" | 82 cm
H 36" | 91 cm
SH 13.5" | 34 cm

Unit	2 / Box	
Volume	15 ft ³	0.42 m ³
Nett	37 lb	17 kg
Gross	51 lb	23 kg

Only available with:
 Premium Powder Coated Aluminum - Ultra Durable



BONDI Sunbed Double (Padded Sling)

BND078

L 78.5" | 200 cm
W 55" | 140 cm
H 36" | 91 cm
SH 13.5" | 34 cm

Unit	1 / Box	
Volume	42 ft ³	1.18 m ³
Nett	66 lb	30 kg
Gross	101 lb	46 kg

FRAME

Powder Coated Aluminum

SLING

All Slings

PADDED SLING

Soft Touch Sling





BONDY Chaise Lounge

BND002

L 80"	203 cm	Unit	2 / Box	
W 23.5"	60 cm	Volume	13 ft ³	0.37 m ³
H 35.5"	90 cm	Nett	51 lb	23 kg
SH 14"	36 cm	Gross	60 lb	27 kg



Optional Cushion - BONDY Chaise Lounge

BND069

Thickness 1.5" | 4 cm



BONDY Chaise Lounge (Full Sling)

BND081

L 80"	203 cm	Unit	2 / Box	
W 23.5"	60 cm	Volume	13 ft ³	0.37 m ³
H 35.5"	90 cm	Nett	49 lb	22 kg
SH 14"	36 cm	Gross	57 lb	26 kg



BONDY Side Table - Teak*

BND007

L 17.5"	45 cm	Unit	1 / Box	
W 17.5"	45 cm	Volume	4 ft ³	0.12 m ³
H 17.5"	45 cm	Nett	13 lb	6 kg
		Gross	18 lb	8 kg



BONDY Chaise Lounge (Padded Sling)

BND071

L 80"	203 cm	Unit	2 / Box	
W 23.5"	60 cm	Volume	13 ft ³	0.37 m ³
H 35.5"	90 cm	Nett	51 lb	23 kg
SH 14"	36 cm	Gross	60 lb	27 kg



BONDY Side Table - HPL**

BND031

L 17.5"	45 cm	Unit	1 / Box	
W 17.5"	45 cm	Volume	4 ft ³	0.12 m ³
H 17.5"	45 cm	Nett	15 lb	7 kg
		Gross	20 lb	9 kg



FRAME

Powder Coated Aluminum

TABLE TOP

*Recycled Teak | Brushed (T31)
**HPL (High Pressure Laminate)

SEATREST

Recycled Teak | Brushed (T31)

SLING

All Slings

PADDED SLING

Soft Touch Sling



BONDI Adirondack
BND001



W 25" | 63 cm
D 34.5" | 88 cm
H 39" | 99 cm
SH 12.5" | 32 cm
AH 18.5" | 47 cm

Unit	2 / Box	
Volume	13 ft3	0.37 m3
Nett	18 lb	8 kg
Gross	29 lb	13 kg



BONDI Tall Adirondack
BND063



W 25" | 63 cm
D 34.5" | 88 cm
H 43" | 109 cm
SH 16.5" | 42 cm
AH 22.5" | 57 cm

Unit	2 / Box	
Volume	14.5 ft3	0.41 m3
Nett	20 lb	9 kg
Gross	29 lb	13 kg



BONDI Adirondack (Full Sling)BND079



W 25" | 63 cm
D 34.5" | 88 cm
H 39" | 99 cm
SH 12.5" | 32 cm
AH 18.5" | 47 cm

Unit	2 / Box	
Volume	13 ft3	0.37 m3
Nett	18 lb	8 kg
Gross	29 lb	13 kg



BONDI Tall Adirondack (Full Sling)
BND082



W 25" | 63 cm
D 34.5" | 88 cm
H 43" | 109 cm
SH 16.5" | 42 cm
AH 22.5" | 57 cm

Unit	2 / Box	
Volume	14.5 ft3	0.41 m3
Nett	20 lb	9 kg
Gross	29 lb	13 kg



BONDI Adirondack (Padded Sling)
BND072



W 25" | 63 cm
D 34.5" | 88 cm
H 39" | 99 cm
SH 12.5" | 32 cm
AH 18.5" | 47 cm

Unit	2 / Box	
Volume	13 ft3	0.37 m3
Nett	18 lb	8 kg
Gross	29 lb	13 kg



BONDI Tall Adirondack (Padded Sling)
BND073



W 25" | 63 cm
D 34.5" | 88 cm
H 43" | 109 cm
SH 16.5" | 42 cm
AH 22.5" | 57 cm

Unit	2 / Box	
Volume	14.5 ft3	0.41 m3
Nett	20 lb	9 kg
Gross	29 lb	13 kg



Optional Padded Cushion - BONDI Adirondack
BND068
Thickness 1.5" | 4 cm



Optional Headrest - BONDI
BND070
Thickness 1" | 3 cm

FRAME
Powder Coated Aluminum

SEATREST
Recycled Teak | Brushed (T31)

SLING
All Slings

PADDED SLING
Soft Touch Sling



BONDI Adirondack Footrest

BND018

W 19"		48 cm	Unit	1 / Box	
D 19"		48 cm	Volume	3.5 ft ³	0.10 m ³
H 12"		30 cm	Nett	11 lb	5 kg
			Gross	13 lb	6 kg



BONDI Tall Adirondack Footrest

BND064

W 19"		48 cm	Unit	1 / Box	
D 19"		48 cm	Volume	4.5 ft ³	0.13 m ³
H 16"		40 cm	Nett	11 lb	5 kg
			Gross	15 lb	7 kg



BONDI Adirondack Footrest (Full Sling)

BND080

W 19"		48 cm	Unit	1 / Box	
D 19"		48 cm	Volume	3.5 ft ³	0.10 m ³
H 12"		30 cm	Nett	9 lb	4 kg
			Gross	11 lb	5 kg



BONDI Tall Adirondack Footrest (Full Sling)

BND083

W 19"		48 cm	Unit	1 / Box	
D 19"		48 cm	Volume	4.5 ft ³	0.13 m ³
H 16"		40 cm	Nett	9 lb	4 kg
			Gross	13 lb	6 kg



BONDI Adirondack Footrest (Padded Sling)

BND075

W 19"		48 cm	Unit	1 / Box	
D 19"		48 cm	Volume	3.5 ft ³	0.10 m ³
H 12"		30 cm	Nett	9 lb	4 kg
			Gross	11 lb	5 kg



BONDI Tall Adirondack Footrest (Padded Sling)

BND074

W 19"		48 cm	Unit	1 / Box	
D 19"		48 cm	Volume	4.5 ft ³	0.13 m ³
H 16"		40 cm	Nett	9 lb	4 kg
			Gross	13 lb	6 kg



FRAME	FOOTREST	SLING	PADDLED SLING
Powder Coated Aluminum	Recycled Teak Brushed (T31)	All Slings	Soft Touch Sling



BONO

Design by Vincent Cantaert & Barbara Widiningtias







BONO Dining Chair (Aluminum)

BON02

W	21.5"	54 cm
D	24.5"	62 cm
H	30"	76 cm
SH	18"	46 cm
AH	26"	66 cm

Unit	1 / Box	
Volume	11 ft3	0.31 m3
Nett	9 lb	4 kg
Gross	15 lb	7 kg


FIBER WEAVE | ROUND



W13 - SNOW WHITE



W09 - AMAZON



W10 - HONEY



W14 - PEPPER



BONO Low Table (Teak)*

BON15

Ø	21.5"	54 cm
H	14.5"	37 cm

Unit	1 / Box	
Volume	5 ft3	0.14 m3
Nett	10 lb	4 kg
Gross	16 lb	7 kg



BONO Low Table (HPL)**

BON13

Ø	21.5"	54 cm
H	14.5"	37 cm

Unit	1 / Box	
Volume	5 ft3	0.14 m3
Nett	11 lb	5 kg
Gross	18 lb	8 kg



BONO Side Table (Teak)*

BON14

Ø	18"	46 cm
H	16.5"	42 cm

Unit	1 / Box	
Volume	4 ft3	0.12 m3
Nett	7 lb	3 kg
Gross	14 lb	6 kg



BONO Side Table (HPL)**

BON12

Ø	18"	46 cm
H	16.5"	42 cm

Unit	1 / Box	
Volume	4 ft3	0.12 m3
Nett	9 lb	4 kg
Gross	15 lb	7 kg

FRAME


Powder Coated Aluminum

TABLE TOP

*Recycled Teak | Brushed (T31)
**HPL (High Pressure Laminate)


WEAVING

Fiber Weave | Round



Boulevard

MAMAGREEN Design Lab



MAMA
GREEN



**BOULEVARD Sunbed**

BOU01

L	78.5"	200 cm	Unit	1 / Box	
W	37.5"	95 cm	Volume	28 ft ³	0.80 m ³
H	14"	36 cm	Nett	86 lb	39 kg
SH	12"	31 cm	Gross	108 lb	49 kg

Note :

- Push button gas spring adjustable backrest
- Small wheels

**BOULEVARD Sunbed with Integrated Table**

BOU03

L	78.5"	200 cm	Unit	1 / Box	
W	37.5"	95 cm	Volume	29 ft ³	0.82 m ³
H	17.5"	45 cm	Nett	97 lb	44 kg
SH	12"	31 cm	Gross	119 lb	54 kg

**BOULEVARD Sunbed with Canopy**

BOU20

L	94"	239 cm	Unit	2 Boxes	
W	46"	116 cm	Volume	39 ft ³	1.1 m ³
H	53"	134 cm	Nett	108 lb	49 kg
SH	12"	31 cm	Gross	141 lb	64 kg

Note :

- Push button gas spring adjustable backrest
- Small wheels

**BOULEVARD Sunbed with Canopy and Integrated Table**

BOU21

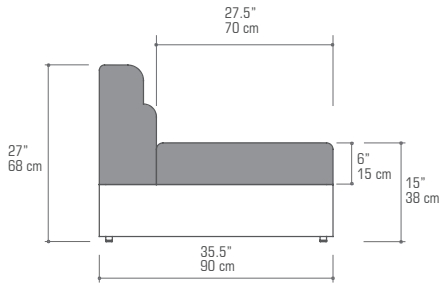
L	94"	239 cm	Unit	2 Boxes	
W	46"	116 cm	Volume	39.5 ft ³	1.12 m ³
H	53"	134 cm	Nett	119 lb	54 kg
SH	12"	31 cm	Gross	152 lb	69 kg



Long, low horizontal blocks of mixed materials layer together to create distinct architectural lounge groupings with a very contemporary look: Introducing “Boulevard”. Designed for luxury residential use and high-end hospitality, this collection is strikingly handsome, low maintenance, versatile, and comfortable.

Available in 5 colors (iron black / cotton) the durable powder-coated aluminum base supports ergonomically shaped cushions in an attractive range of durable Sunbrella textiles. The same durable powder-coated aluminum pairs with low maintenance Italian High Pressure Laminate (HPL) to make up the Boulevard low tables.



**BOULEVARD Element**

BOU04

W	43.5"	110 cm
D	35.5"	90 cm
H	27"	68 cm
SH	15"	38 cm

Unit	1 / Box	
Volume	26 ft ³	0.73 m ³
Nett	57 lb	26 kg
Gross	75 lb	34 kg

**BOULEVARD Corner**

BOU05

W	35.5"	90 cm
D	35.5"	90 cm
H	27"	68 cm
SH	15"	38 cm

Unit	1 / Box	
Volume	23 ft ³	0.64 m ³
Nett	55 lb	25 kg
Gross	71 lb	32 kg

**BOULEVARD Coffee Table**

BOU09

L	43.5"	110 cm
W	43.5"	110 cm
H	9"	23 cm

Unit	1 / Box	
Volume	15 ft ³	0.43 m ³
Nett	112 lb	51 kg
Gross	124 lb	56 kg

**BOULEVARD Right Hand Chaise**

BOU08

W	52.5"	133 cm
D	63"	160 cm
H	27"	68 cm
SH	15"	38 cm
AH	20.5"	52 cm

Unit	1 / Box	
Volume	54 ft ³	1.53 m ³
Nett	106 lb	48 kg
Gross	137 lb	62 kg

**BOULEVARD Left Hand Chaise**

BOU07

W	52.5"	133 cm
D	63"	160 cm
H	27"	68 cm
SH	15"	38 cm
AH	20.5"	52 cm

Unit	1 / Box	
Volume	54 ft ³	1.53 m ³
Nett	106 lb	48 kg
Gross	137 lb	62 kg

**BOULEVARD Coffee Table with Accent Table**

BOU10

L	43.5"	110 cm
W	43.5"	110 cm
H	14.5"	37 cm

Unit	1 / Box	
Volume	15 ft ³	0.43 m ³
Nett	119 lb	54 kg
Gross	130 lb	59 kg

**BOULEVARD Right Hand End Element**

BOU14

W	59"	150 cm
D	35.5"	90 cm
H	27"	68 cm
SH	15"	38 cm
AH	20.5"	52 cm

Unit	1 / Box	
Volume	35 ft ³	0.99 m ³
Nett	82 lb	37 kg
Gross	104 lb	47 kg

**BOULEVARD Left Hand End Element**

BOU13

W	59"	150 cm
D	35.5"	90 cm
H	27"	68 cm
SH	15"	38 cm
AH	20.5"	52 cm

Unit	1 / Box	
Volume	35 ft ³	0.99 m ³
Nett	82 lb	37 kg
Gross	104 lb	47 kg

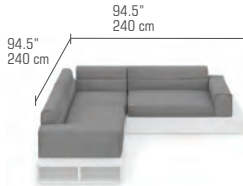
**BOULEVARD Entertainment Table**

BOU19

L	43.5"	110 cm
W	43.5"	110 cm
H	9"	23 cm

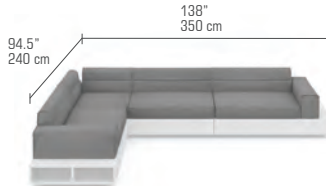
Unit	1 / Box	
Volume	14 ft ³	0.39 m ³
Nett	77 lb	35 kg
Gross	88 lb	40 kg

SUGGESTED CONFIGURATIONS



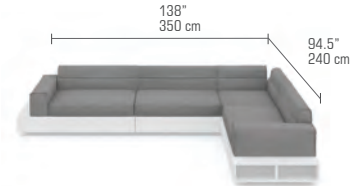
BOUCO-1 BOULEVARD Configuration 1

BOU14 + BOU05 + BOU13




BOUCO-2 BOULEVARD Configuration 2

BOU14 + BOU05 + BOU04 + BOU13




BOUCO-3 BOULEVARD Configuration 3

BOU13 + BOU05 + BOU04 + BOU14




BOUCO-4 BOULEVARD Configuration 4

BOU08 + BOU04 + BOU13




BOUCO-5 BOULEVARD Configuration 5

BOU07 + BOU04 + BOU14



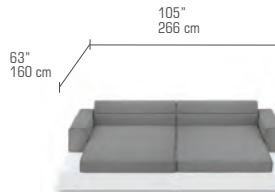
BOUCO-6 BOULEVARD Configuration 6

BOU08 + (2X) BOU04 + BOU13




BOUCO-7 BOULEVARD Configuration 7

BOU07 + (2X) BOU04 + BOU14



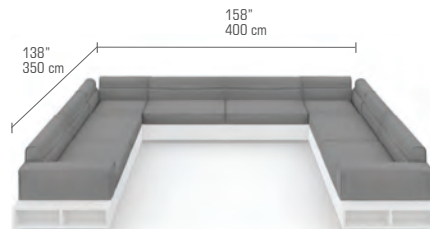
BOUCO-8 BOULEVARD Configuration 8

BOU08 + BOU07



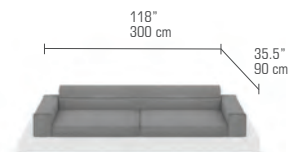
BOUCO-9 BOULEVARD Configuration 9

BOU14 + (2X) BOU05 + (2X) BOU04 + BOU13



BOUCO-10 BOULEVARD Configuration 10

BOU14 + (2X) BOU05 + (4X) BOU04 + BOU13



BOUCO-11 BOULEVARD Configuration 11

BOU14 + BOU13

Custom Configurations Available






**BOULEVARD End Element Double Sided**

BOU16

W	59"	150 cm	Unit	1 / Box	
D	65.5"	166 cm	Volume	58 ft ³	1.64 m ³
H	27"	68 cm	Nett	141 lb	64 kg
SH	15"	38 cm	Gross	174 lb	79 kg
AH	20.5"	52 cm			




NOTE : Movable backrest
(double sided or daybed position)

**BOULEVARD Element Double Sided**

BOU15

W	43.5"	110 cm	Unit	1 / Box	
D	65.5"	166 cm	Volume	43 ft ³	1.22 m ³
H	27"	68 cm	Nett	93 lb	42 kg
SH	15"	38 cm	Gross	117 lb	53 kg




NOTE : Movable backrest
(double sided or daybed position)

**BOULEVARD End Element Double Sided with Shade**

BOU18

W	59"	150 cm	Unit	1 / Box	
D	65.5"	166 cm	Volume	69.5 ft ³	1.97 m ³
H	77"	196 cm	Nett	161 lb	73 kg
SH	15"	38 cm	Gross	203 lb	92 kg
AH	20.5"	52 cm			



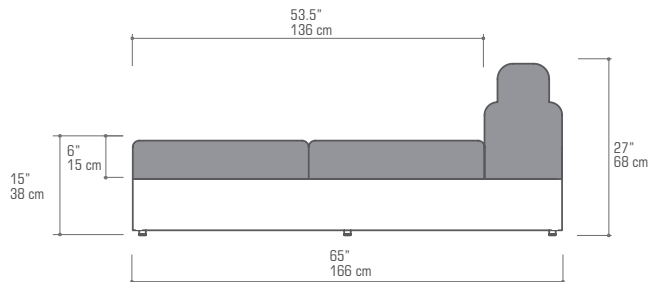
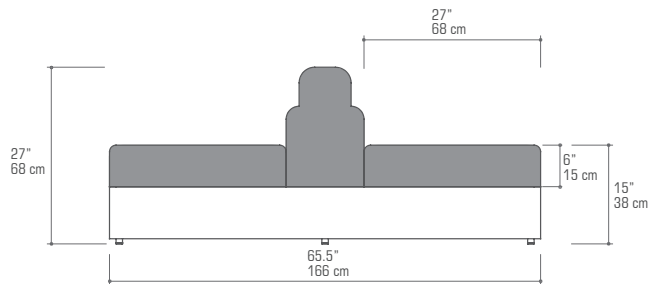
NOTE : Movable backrest
(double sided or daybed position)

**BOULEVARD Table / Seat Double Sided**

BOU17


W	43.5"	110 cm	Unit	1 / Box	
D	65.5"	166 cm	Volume	40 ft ³	1.14 m ³
H	27"	68 cm	Nett	106 lb	48 kg
SH	15"	38 cm	Gross	130 lb	59 kg

NOTE : One side table, one side seat



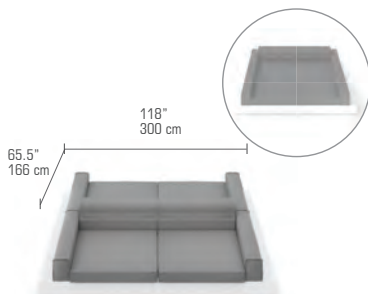
BASE	SHADE FRAME	TABLE TOP
Powder Coated Aluminum	Powder Coated Stainless Steel	HPL (High Pressure Laminate)

SUGGESTED CONFIGURATIONS



BDSCO-1 **BOULEVARD Double Sided Configuration 1**

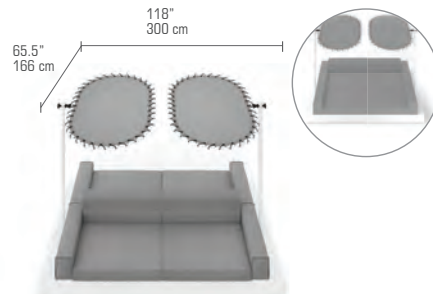
(2X) BOU15



BDSCO-2 **BOULEVARD Double Sided Configuration 2**

(2X) BOU16


NOTE : Can be turned into a daybed



BDSCO-3 **BOULEVARD Double Side Configuration 3**

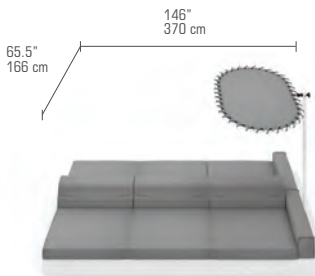
(2X) BOU18

NOTE : Can be turned into a daybed




BDSCO-5 **BOULEVARD Double Sided Configuration 5**

(2X) BOU15 + BOU16



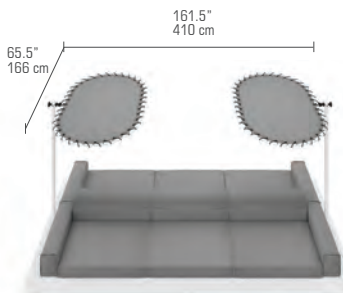
BDSCO-6 **BOULEVARD Double Sided Configuration 6**

(2X) BOU15 + BOU18




BDSCO-7 **BOULEVARD Double Sided Configuration 7**

(2X) BOU16 + BOU15



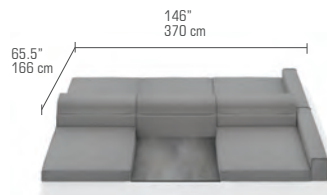
BDSCO-8 **BOULEVARD Double Sided Configuration 8**

(2X) BOU18 + BOU15



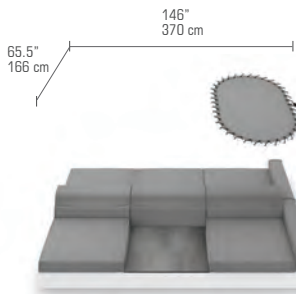
BDSCO-9 **BOULEVARD Double Sided Configuration 9**

(2X) BOU15 + BOU17



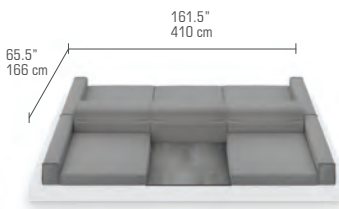
BDSCO-10 **BOULEVARD Double Sided Configuration 10**

BOU15 + BOU17 + BOU16



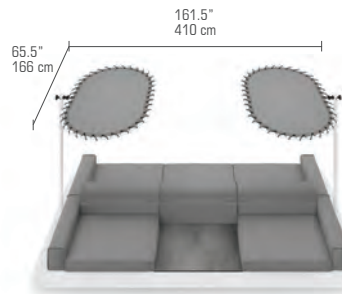
BDSCO-11 **BOULEVARD Double Sided Configuration 11**

BOU15 + BOU17 + BOU18



BDSCO-12 **BOULEVARD Double Sided Configuration 12**

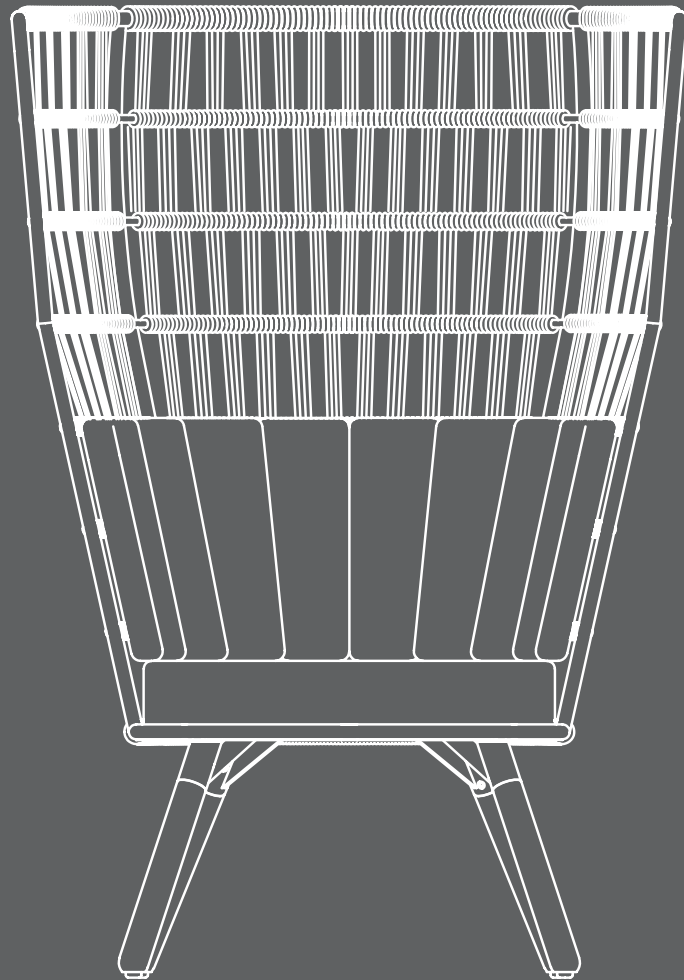
(2X) BOU16 + BOU17



BDSCO-13 **BOULEVARD Double Sided Configuration 13**

(2X) BOU18 + BOU17

Custom Configurations Available



DAISY

MAMAGREEN Design Lab



“a flower blossoms for its own joy”
- Oscar Wilde



Just like how being in a field of daisies brings back good memories, MAMAGREEN's DAISY collection is designed to create a summertime mood and enhance positive vibes.

Designed for both residential and hospitality use, DAISY is perfect for small spaces and balconies. This versatile range will fit perfectly at home in an urban oasis, a multi-family rooftop, senior living projects, or at a restaurant or bistro, with options for dining, bar and lounge.

With unlimited options, thanks to our wide range of colors, and the unique mix of materials, design lovers will find the perfect spot for their own DAISY, inside or out.

Different tones of handwoven outdoor wickers shape the Daisy Mae barrel back chair.

Designed with a focus on ergonomics, style and low maintenance.



DAISY MAE Dining Chair (Alu Legs)*

DAI11

W	25.5"	65 cm	Unit	1 / Box	
D	22.5"	57 cm	Volume	12.5 ft3	0.35 m3
H	30.5"	77 cm	Nett	15 lb	7 kg
SH	17.5"	45 cm	Gross	26 lb	12 kg

(seat cushion included)



DAISY MAE Dining Chair (Teak Legs)**

DAI09

W	25.5"	65 cm	Unit	1 / Box	
D	22.5"	57 cm	Volume	12.5 ft3	0.35 m3
H	30.5"	77 cm	Nett	15 lb	7 kg
SH	17.5"	45 cm	Gross	26 lb	12 kg

(seat cushion included)



DAISY MAE Swivel Dining Chair***

DAI07

W	25.5"	65 cm	Unit	1 / Box	
D	22.5"	57 cm	Volume	12 ft3	0.33 m3
H	30.5"	77 cm	Nett	29 lb	13 kg
SH	17.5"	45 cm	Gross	37 lb	17 kg

(seat cushion included)



DAISY MAE Chat Chair (ALU Legs)*

DAI80

W	29"	74 cm	Unit	1 / Box	
D	27"	69 cm	Volume	15 ft3	0.43 m3
H	28"	71 cm	Nett	15 lb	7 kg
SH	15.5"	40 cm	Gross	26 lb	12 kg

(seat cushion included)



DAISY MAE Chat Chair (Teak Legs)**

DAI32

W	29"	74 cm	Unit	1 / Box	
D	27"	69 cm	Volume	15 ft3	0.43 m3
H	28"	71 cm	Nett	15 lb	7 kg
SH	15.5"	40 cm	Gross	26 lb	12 kg

(seat cushion included)



DAISY MAE Swivel Lounge Chair***

DAI39

W	29"	74 cm	Unit	1 / Box	
D	27"	69 cm	Volume	14.5 ft3	0.41 m3
H	28"	71 cm	Nett	33 lb	15 kg
SH	15.5"	40 cm	Gross	44 lb	20 kg

(seat cushion included)



FRAME / BASE

*Powder Coated Aluminum
 **Recycled Teak | Brushed (F31)
 ***Powder Coated Galvanized Steel

SHELL

Fiber Weave | Flat Patterns



DAISY MAE Daybed (Alu Legs)*

DAI86

L	73.5" 187 cm	Unit	1 / Box	
W	62" 157 cm	Volume	79 ft3	2.24 m3
H	27.5" 70 cm	Nett	64 lb	29 kg
SH	15.5" 40 cm	Gross	130 lb	59 kg

(seat & back cushion included)



DAISY MAE Daybed (Teak Legs)**

DAI43

L	73.5" 187 cm	Unit	1 / Box	
W	62" 157 cm	Volume	79 ft3	2.24 m3
H	27.5" 70 cm	Nett	64 lb	29 kg
SH	15.5" 40 cm	Gross	130 lb	59 kg

(seat & back cushion included)

Note : Throw Pillows not included

FRAME / BASE

*Powder Coated Aluminum
 **Recycled Teak | Brushed (F31)

SHELL

Fiber Weave | Flat Patterns



DAISY MAE Swivel Counter Chair***

DAI79

W 22"	56 cm	Unit	1 / Box
D 21"	54 cm	Volume	12 ft3 0.33 m3
H 32.5"	83 cm	Nett	31 lb 14 kg
SH 25"	63 cm	Gross	42 lb 19 kg

(seat cushion included)



DAISY MAE Swivel Bar Chair***

DAI13

W 22"	56 cm	Unit	1 / Box
D 21.5"	54 cm	Volume	13.5 ft3 0.38 m3
H 37.5"	95 cm	Nett	33 lb 15 kg
SH 29.5"	75 cm	Gross	44 lb 20 kg

(seat cushion included)



FRAME / BASE

***Powder Coated Galvanized Steel

SHELL

Fiber Weave | Flat Patterns



DAISY MAE Chat Chair High Back (Alu Legs)*
DAI184

W	34.5" 87 cm	Unit	1 / Box	
D	29" 74 cm	Volume	32 ft ³	0.90 m ³
H	48.5" 123 cm	Nett	22 lb	10 kg
SH	15.5" 40 cm	Gross	40 lb	18 kg

(seat cushion included)



DAISY MAE Chat Chair High Back (Teak Legs)**
DAI186

W	34.5" 87 cm	Unit	1 / Box	
D	29" 74 cm	Volume	32 ft ³	0.90 m ³
H	48.5" 123 cm	Nett	22 lb	10 kg
SH	15.5" 40 cm	Gross	40 lb	18 kg

(seat cushion included)



DAISY MAE Swivel Lounge Chair High Back***
DAI418

W	34.5" 87 cm	Unit	1 / Box	
D	29" 74 cm	Volume	31.5 ft ³	0.89 m ³
H	48.5" 123 cm	Nett	40 lb	18 kg
SH	15.5" 40 cm	Gross	57 lb	26 kg

(seat cushion included)



DAISY MAE Chat 2-Seater (Alu Legs)*
DAI182

W	60" 152 cm	Unit	1 / Box	
D	27" 69 cm	Volume	29 ft ³	0.83 m ³
H	28" 71 cm	Nett	31 lb	14 kg
SH	15.5" 40 cm	Gross	49 lb	22 kg

(seat cushion included)



DAISY MAE Chat 2-Seater (Teak Legs)**
DAI186

W	60" 152 cm	Unit	1 / Box	
D	27" 69 cm	Volume	29 ft ³	0.83 m ³
H	28" 71 cm	Nett	31 lb	14 kg
SH	15.5" 40 cm	Gross	49 lb	22 kg

(seat cushion included)

FRAME / BASE

*Powder Coated Aluminum
**Recycled Teak | Brushed (F31)
***Powder Coated Galvanized Steel

SHELL

Fiber Weave | Flat Patterns









DAISY MAE 1-Seater

DAI71

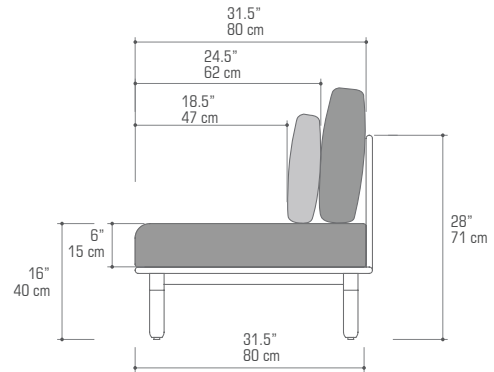
W 32.5"	83 cm	Unit	1 / Box	
D 32.5"	83 cm	Volume	20.5 ft ³	0.58 m ³
H 28"	71 cm	Nett	35 lb	16 kg
SH 16"	40 cm	Gross	57 lb	26 kg



DAISY MAE 2-Seater

DAI73

W 65"	165 cm	Unit	1 / Box	
D 32.5"	83 cm	Volume	40 ft ³	1.13 m ³
H 28"	71 cm	Nett	64 lb	29 kg
SH 16"	40 cm	Gross	82 lb	37 kg



DAISY MAE 3-Seater

DAI75

W 97"	247 cm	Unit	1 / Box	
D 32.5"	83 cm	Volume	59 ft ³	1.67 m ³
H 28"	71 cm	Nett	90 lb	41 kg
SH 16"	40 cm	Gross	110 lb	50 kg

FRAME	LEGS	SHELL
Powder Coated Aluminum	Recycled Teak Brushed (F31)	Fiber Weave Flat Patterns



DAISY MAE Sectional

DAI58

W	32"	82 cm	Unit	1 / Box	
D	32.5"	83 cm	Volume	20.5 ft ³	0.58 m ³
H	28"	71 cm	Nett	31 lb	14 kg
SH	16"	40 cm	Gross	49 lb	22 kg



DAISY MAE Corner

DAI64

W	32.5"	83 cm	Unit	1 / Box	
D	32.5"	83 cm	Volume	20.5 ft ³	0.58 m ³
H	28"	71 cm	Nett	35 lb	16 kg
SH	16"	40 cm	Gross	53 lb	24 kg



DAISY MAE Right Hand Sectional

DAI62

W	65"	165 cm	Unit	1 / Box	
D	32.5"	83 cm	Volume	40 ft ³	1.13 m ³
H	28"	71 cm	Nett	57 lb	26 kg
SH	16"	40 cm	Gross	84 lb	38 kg



DAISY MAE Left Hand Sectional

DAI60

W	65"	165 cm	Unit	1 / Box	
D	32.5"	83 cm	Volume	40 ft ³	1.13 m ³
H	28"	71 cm	Nett	57 lb	26 kg
SH	16"	40 cm	Gross	84 lb	38 kg



DAISY MAE Left Hand Chaise

DAI66

W	72"	183 cm	Unit	1 / Box	
D	32.5"	83 cm	Volume	44 ft ³	1.25 m ³
H	28"	71 cm	Nett	55 lb	25 kg
SH	16"	40 cm	Gross	82 lb	37 kg



DAISY MAE Right Hand Chaise

DAI68

W	72"	183 cm	Unit	1 / Box	
D	32.5"	83 cm	Volume	44 ft ³	1.25 m ³
H	28"	71 cm	Nett	55 lb	25 kg
SH	16"	40 cm	Gross	82 lb	37 kg

FRAME

Powder Coated Aluminum

LEGS


Recycled Teak | Brushed (F31)

SHELL

Fiber Weave | Flat Patterns

SUGGESTED CONFIGURATIONS

120




DAIMCO-1 **DAISY MAE Configuration 1**

DAI68 + DAI60




DAIMCO-2 **DAISY MAE Configuration 2**

DAI62 + DAI66




DAIMCO-3 **DAISY MAE Configuration 3**

DAI68 + DAI58 + DAI60



DAIMCO-4 **DAISY MAE Configuration 4**

DAI62 + DAI58 + DAI66




DAIMCO-5 **DAISY MAE Configuration 5**

DAI68 + (2X) DAI58 + DAI66



DAIMCO-6 **DAISY MAE Configuration 6**

DAI62 + DAI64 + DAI58 + DAI60



DAIMCO-7 **DAISY MAE Configuration 7**

DAI62 + DAI58 + DAI64 + DAI60



DAIMCO-8 **DAISY MAE Configuration 8**

DAI62 + DAI64 + DAI60



DAIMCO-9 **DAISY MAE Configuration 9**

DAI62 + (2X) DAI64 + (2X) DAI58 + DAI60

Custom Configurations Available



DAISY RAE designed by shaping rope, combining textures, space and light. Comfortable and playful.

Three distinct leg options are offered for the DAISY dining chairs, depending on style and function: tapered aluminum legs, a swivel base or teak round legs.

With its sturdy powder coat base, the swivel versions are great for outdoor clubs, rooftops or high wind areas.





DAISY RAE Dining Chair (Alu Legs)*

DAI12

W 25.5"	65 cm	Unit	1 / Box	
D 22.5"	57 cm	Volume	12.5 ft ³	0.35 m ³
H 30.5"	77 cm	Nett	15 lb	7 kg
SH 17.5"	45 cm	Gross	26 lb	12 kg

(seat cushion included)



DAISY RAE Dining Chair (Teak Legs)**

DAI10

W 25.5"	65 cm	Unit	1 / Box	
D 22.5"	57 cm	Volume	12.5 ft ³	0.35 m ³
H 30.5"	77 cm	Nett	15 lb	7 kg
SH 17.5"	45 cm	Gross	26 lb	12 kg

(seat cushion included)



DAISY RAE Swivel Dining Chair***

DAI08

W 25.5"	65 cm	Unit	1 / Box	
D 22.5"	57 cm	Volume	12 ft ³	0.33 m ³
H 30.5"	77 cm	Nett	29 lb	13 kg
SH 17.5"	45 cm	Gross	37 lb	17 kg

(seat cushion included)



Optional Back Cushion - DAISY RAE Dining Chair

DAI53

Thickness 0.8" | 2 cm



DAISY RAE Chat Chair (Alu Legs)**

DAI81

W 29"	74 cm	Unit	1 / Box	
D 27"	69 cm	Volume	15 ft ³	0.43 m ³
H 28"	71 cm	Nett	15 lb	7 kg
SH 15.5"	40 cm	Gross	26 lb	12 kg

(seat & back cushion included)



DAISY RAE Chat Chair (Teak Legs)**

DAI34

W 29"	74 cm	Unit	1 / Box	
D 27"	69 cm	Volume	15 ft ³	0.43 m ³
H 28"	71 cm	Nett	15 lb	7 kg
SH 15.5"	40 cm	Gross	26 lb	12 kg

(seat & back cushion included)



DAISY RAE Swivel Lounge Chair***

DAI40

W 29"	74 cm	Unit	1 / Box	
D 27"	69 cm	Volume	14.5 ft ³	0.41 m ³
H 28"	71 cm	Nett	33 lb	15 kg
SH 15.5"	40 cm	Gross	44 lb	20 kg

(seat & back cushion included)



FRAME / BASE

*Powder Coated Aluminum
 **Recycled Teak | Brushed (F31)
 ***Powder Coated Galvanized Steel

SHELL

Rope Weave



DAISY RAE Daybed (Alu Legs)*

DAI87

L	73.5" 187 cm	Unit	1 / Box	
W	62" 157 cm	Volume	79 ft3	2.24 m3
H	27.5" 70 cm	Nett	68 lb	31 kg
SH	15.5" 40 cm	Gross	134 lb	61 kg

(seat & back cushion included)



DAISY RAE Daybed (Teak Legs)**

DAI44

L	73.5" 187 cm	Unit	1 / Box	
W	62" 157 cm	Volume	79 ft3	2.24 m3
H	27.5" 70 cm	Nett	68 lb	31 kg
SH	15.5" 40 cm	Gross	134 lb	61 kg

(seat & back cushion included)

Note : Throw Pillows not included

FRAME / BASE

*Powder Coated Aluminum
 **Recycled Teak | Brushed (F31)

SHELL

Rope Weave



DAISY RAE Swivel Counter Chair***

DAI78

W	22"	56 cm
D	21"	54 cm
H	32.5"	83 cm
SH	25"	63 cm

Unit	1 / Box	
Volume	12 ft ³	0.33 m ³
Nett	31 lb	14 kg
Gross	42 lb	19 kg

(seat cushion included)



DAISY RAE Swivel Bar Chair***

DAI14

W	22"	56 cm
D	21.5"	54 cm
H	37.5"	95 cm
SH	29.5"	75 cm

Unit	1 / Box	
Volume	13.5 ft ³	0.38 m ³
Nett	33 lb	15 kg
Gross	44 lb	20 kg

(seat cushion included)



FRAME / BASE

***Powder Coated Galvanized Steel

SHELL

Rope Weave



DAISY RAE Chat Chair High Back (Alu Legs)*

DAI85

W	34.5" 87 cm	Unit	1 / Box	
D	29" 74 cm	Volume	32 ft3	0.90 m3
H	48.5" 123 cm	Nett	24 lb	11 kg
SH	15.5" 40 cm	Gross	41 lb	19 kg

(seat & back cushion included)



DAISY RAE Chat Chair High Back (Teak Legs)**

DAI47

W	34.5" 87 cm	Unit	1 / Box	
D	29" 74 cm	Volume	32 ft3	0.90 m3
H	48.5" 123 cm	Nett	24 lb	11 kg
SH	15.5" 40 cm	Gross	41 lb	19 kg

(seat & back cushion included)



DAISY RAE Swivel Lounge Chair High Back***

DAI49

W	34.5" 87 cm	Unit	1 / Box	
D	29" 74 cm	Volume	31.5 ft3	0.89 m3
H	48.5" 123 cm	Nett	42 lb	19 kg
SH	15.5" 40 cm	Gross	60 lb	27 kg

(seat & back cushion included)



DAISY RAE Chat 2-Seater (Alu Legs)*

DAI83

W	60" 152 cm	Unit	1 / Box	
D	27" 69 cm	Volume	29 ft3	0.83 m3
H	28" 71 cm	Nett	33 lb	15 kg
SH	15.5" 40 cm	Gross	51 lb	23 kg

(seat & back cushion included)



DAISY RAE Chat 2-Seater (Teak Legs)**

DAI38

W	60" 152 cm	Unit	1 / Box	
D	27" 69 cm	Volume	29 ft3	0.83 m3
H	28" 71 cm	Nett	33 lb	15 kg
SH	15.5" 40 cm	Gross	51 lb	23 kg

(seat & back cushion included)

FRAME / BASE

- *Powder Coated Aluminum
- **Recycled Teak | Brushed (F31)
- ***Powder Coated Galvanized Steel

SHELL

Rope Weave









DAISY RAE 1-Seater

DAI70

W 32.5"	83 cm	Unit	1 / Box
D 32.5"	83 cm	Volume	20.5 ft ³ 0.58 m ³
H 28"	71 cm	Nett	35 lb 16 kg
SH 16"	40 cm	Gross	57 lb 26 kg



DAISY RAE 2-Seater

DAI72

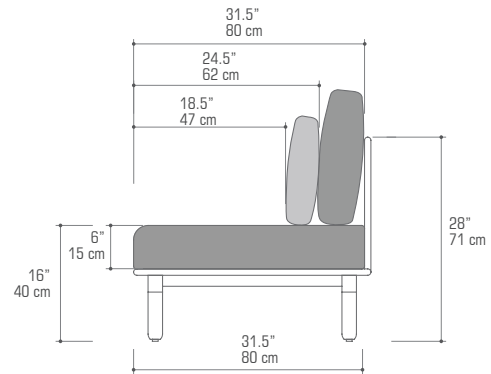
W 65"	165 cm	Unit	1 / Box
D 32.5"	83 cm	Volume	40 ft ³ 1.13 m ³
H 28"	71 cm	Nett	64 lb 29 kg
SH 16"	40 cm	Gross	82 lb 37 kg



DAISY RAE 3-Seater

DAI74

W 97"	247 cm	Unit	1 / Box
D 32.5"	83 cm	Volume	59 ft ³ 1.67 m ³
H 28"	71 cm	Nett	90 lb 41 kg
SH 16"	40 cm	Gross	110 lb 50 kg



FRAME	LEGS	SHELL
Powder Coated Aluminum	Recycled Teak Brushed (F31)	Rope Weave



DAISY RAE Sectional

DAI57

W 32"	82 cm	Unit	1 / Box	
D 32.5"	83 cm	Volume	20.5 ft ³	0.58 m ³
H 28"	71 cm	Nett	31 lb	14 kg
SH 16"	40 cm	Gross	49 lb	22 kg



DAISY RAE Corner

DAI63

W 32.5"	83 cm	Unit	1 / Box	
D 32.5"	83 cm	Volume	20.5 ft ³	0.58 m ³
H 28"	71 cm	Nett	35 lb	16 kg
SH 16"	40 cm	Gross	53 lb	24 kg



DAISY RAE Right Hand Sectional

DAI61

W 65"	165 cm	Unit	1 / Box	
D 32.5"	83 cm	Volume	40 ft ³	1.13 m ³
H 28"	71 cm	Nett	57 lb	26 kg
SH 16"	40 cm	Gross	84 lb	38 kg



DAISY RAE Left Hand Sectional

DAI59

W 65"	165 cm	Unit	1 / Box	
D 32.5"	83 cm	Volume	40 ft ³	1.13 m ³
H 28"	71 cm	Nett	57 lb	26 kg
SH 16"	40 cm	Gross	84 lb	38 kg



DAISY RAE Left Hand Chaise

DAI65

W 72"	183 cm	Unit	1 / Box	
D 32.5"	83 cm	Volume	44 ft ³	1.25 m ³
H 28"	71 cm	Nett	55 lb	25 kg
SH 16"	40 cm	Gross	82 lb	37 kg



DAISY RAE Right Hand Chaise

DAI67

W 72"	183 cm	Unit	1 / Box	
D 32.5"	83 cm	Volume	44 ft ³	1.25 m ³
H 28"	71 cm	Nett	55 lb	25 kg
SH 16"	40 cm	Gross	82 lb	37 kg

FRAME

Powder Coated Aluminum

LEGS

Recycled Teak | Brushed (F31)

SHELL

Rope Weave

SUGGESTED CONFIGURATIONS



DAIRCO-1 **DAISY RAE Configuration 1**

DAI67 + DAI59



DAIRCO-2 **DAISY RAE Configuration 2**

DAI61 + DAI65



DAIRCO-3 **DAISY RAE Configuration 3**

DAI67 + DAI57 + DAI59




DAIRCO-4 **DAISY RAE Configuration 4**

DAI61 + DAI57 + DAI65



DAIRCO-5 **DAISY RAE Configuration 5**

DAI67 + (2X) DAI57 + DAI65



DAIRCO-6 **DAISY RAE Configuration 6**

DAI61 + DAI63 + DAI57 + DAI59



DAIRCO-7 **DAISY RAE Configuration 7**

DAI61 + DAI57 + DAI63 + DAI59



DAIRCO-8 **DAISY RAE Configuration 8**

DAI61 + DAI63 + DAI59



DAIRCO-9 **DAISY RAE Configuration 9**

DAI61 + (2X) DAI63 + (2X) DAI57 + DAI59

Custom Configurations Available





DAISY dining and chat tables have rounded edges, creating a safe and friendly look all at the same time. The table top, made of High Pressure Laminate (HPL) and an upcycled teak wood accent, is durable and low maintenance.



DAISY Dining Table Square (Teak Legs)**
DAI28

L 39.5" | 100 cm
W 39.5" | 100 cm
H 30" | 76 cm
CH 27.5" | 70 cm

Unit		1 / Box	
Volume	7 ft ³	0.21 m ³	
Nett	55 lb	25 kg	
Gross	71 lb	32 kg	



DAISY Dining Table Rectangular (Teak Legs)**
DAI51

L 63" | 160 cm
W 39.5" | 100 cm
H 30" | 76 cm
CH 27.5" | 70 cm

Unit		1 / Box	
Volume	12 ft ³	0.33 m ³	
Nett	78 lb	36 kg	
Gross	99 lb	45 kg	



DAISY Dining Table Rectangular (Teak Legs)**
DAI30

L 86.5" | 220 cm
W 39.5" | 100 cm
H 30" | 76 cm
CH 27.5" | 70 cm

Unit		1 / Box	
Volume	16 ft ³	0.45 m ³	
Nett	106 lb	48 kg	
Gross	132 lb	60 kg	



DAISY Dining Table Square (Alu Legs)*
DAI91

L 39.5" | 100 cm
W 39.5" | 100 cm
H 30" | 76 cm
CH 27.5" | 70 cm

Unit		1 / Box	
Volume	7 ft ³	0.21 m ³	
Nett	55 lb	25 kg	
Gross	71 lb	32 kg	



DAISY Dining Table Rectangular (Alu Legs)*
DAI92

L 63" | 160 cm
W 39.5" | 100 cm
H 30" | 76 cm
CH 27.5" | 70 cm

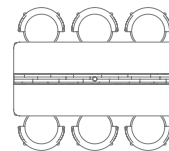
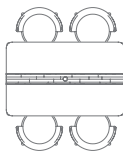
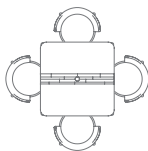
Unit		1 / Box	
Volume	12 ft ³	0.33 m ³	
Nett	78 lb	36 kg	
Gross	99 lb	45 kg	



DAISY Dining Table Rectangular (Alu Legs)*
DAI93

L 86.5" | 220 cm
W 39.5" | 100 cm
H 30" | 76 cm
CH 27.5" | 70 cm

Unit		1 / Box	
Volume	16 ft ³	0.45 m ³	
Nett	106 lb	48 kg	
Gross	132 lb	60 kg	



Self-levelling Gliders

* Table simulation using DAISY MAE Dining Chair
Custom Dimensions Available

FRAME / BASE

*Powder Coated Aluminum
**Recycled Teak | Brushed (F31)

TABLE TOP

HPL (High Pressure Laminate)
Laminated Teak | Brushed (Accent) T56



DAISY Restaurant Table (Teak Legs)**

DAI52

L	30"	76 cm
W	39.5"	100 cm
H	30"	76 cm
CH	27.5"	70 cm

Unit	1 / Box	
Volume	6 ft ³	0.16 m ³
Nett	46 lb	21 kg
Gross	52 lb	24 kg



DAISY Balcony Table (Teak Legs)**

DAI50

Ø	28"	71 cm
H	29"	73 cm
CH	27.5"	70 cm

Unit	1 / Box	
Volume	4 ft ³	0.12 m ³
Nett	24 lb	11 kg
Gross	33 lb	15 kg



DAISY Restaurant Table (Alu Legs)*

DAI90

L	30"	76 cm
W	39.5"	100 cm
H	30"	76 cm
CH	27.5"	70 cm

Unit	1 / Box	
Volume	6 ft ³	0.16 m ³
Nett	46 lb	21 kg
Gross	52 lb	24 kg



DAISY Balcony Table (Alu Legs)*

DAI94

Ø	28"	71 cm
H	29"	73 cm
CH	27.5"	70 cm

Unit	1 / Box	
Volume	4 ft ³	0.12 m ³
Nett	24 lb	11 kg
Gross	33 lb	15 kg

Custom Dimensions Available

FRAME / BASE

*Powder Coated Aluminum
**Recycled Teak | Brushed (F31)

TABLE TOP

HPL (High Pressure Laminate)
Laminated Teak | Brushed (Accent) T56



DAISY Chat Table Square (Teak Legs)**
DAI41

L 25"	64 cm	Unit	1 / Box	
W 25"	64 cm	Volume	2.5 ft ³	0.07 m ³
H 20"	51 cm	Nett	22 lb	10 kg
		Gross	26 lb	12 kg



DAISY Chat Table Rectangular (Teak Legs)**
DAI42

L 50"	127 cm	Unit	1 / Box	
W 25"	64 cm	Volume	4.5 ft ³	0.13 m ³
H 16"	40 cm	Nett	37 lb	17 kg
		Gross	46 lb	21 kg



DAISY Rectangular Coffee Table**
DAI76

L 50"	127 cm	Unit	1 / Box	
W 30"	76 cm	Volume	6 ft ³	0.18 m ³
H 18"	45 cm	Nett	29 lb	13 kg
		Gross	35 lb	16 kg



DAISY Chat Table Square (Alu Legs)*
DAI88

L 25"	64 cm	Unit	1 / Box	
W 25"	64 cm	Volume	2.5 ft ³	0.07 m ³
H 20"	51 cm	Nett	22 lb	10 kg
		Gross	26 lb	12 kg



DAISY Chat Table Rectangular (Alu Legs)*
DAI89

L 50"	127 cm	Unit	1 / Box	
W 25"	64 cm	Volume	4.5 ft ³	0.13 m ³
H 16"	40 cm	Nett	37 lb	17 kg
		Gross	46 lb	21 kg



DAISY Square Coffee Table**
DAI69

L 40"	102 cm	Unit	1 / Box	
W 40"	102 cm	Volume	6 ft ³	0.18 m ³
H 18"	45 cm	Nett	51 lb	23 kg
		Gross	57 lb	26 kg



DAISY C Table
DAI45

L 12"	30 cm	Unit	1 / Box	
W 12"	30 cm	Volume	2.5 ft ³	0.07 m ³
H 20"	51 cm	Nett	9 lb	4 kg
		Gross	13 lb	6 kg

LEGS :
Premium Powder Coated Galvanized Steel - Ultra Durable
Standard Powder Coated Galvanized Steel - Sand / Gloss



DAISY Side Table**
DAI77

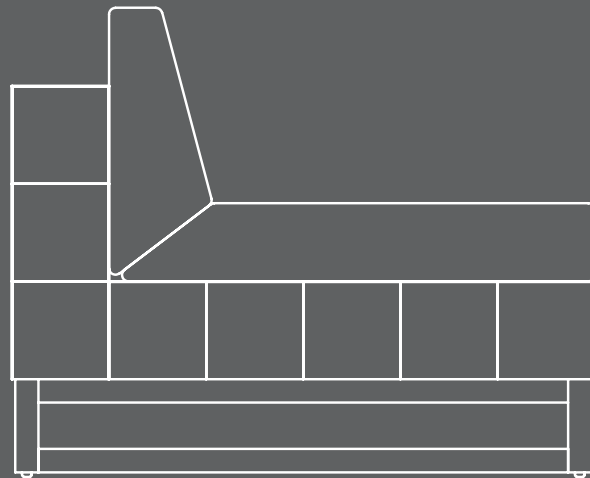
L 20"	51 cm	Unit	1 / Box	
W 20"	51 cm	Volume	2 ft ³	0.05 m ³
H 23"	58.5 cm	Nett	16 lb	7 kg
		Gross	20 lb	9 kg

FRAME / BASE

*Powder Coated Aluminum
**Recycled Teak | Brushed (F31)

TABLE TOP

HPL (High Pressure Laminate)
Laminated Teak | Brushed (Accent) T56



Design by Vincent Cantaert & Barbara Widiningtias







EKKA Ottoman

MG2808

W	35.5" 90 cm	Unit	1 / Box	
D	35.5" 90 cm	Volume	14.5 ft ³	0.41 m ³
H	16.5" 42 cm	Nett	35 lb	16 kg
		Gross	46 lb	21 kg



EKKA Sectional Seat

MG2806


W	47" 120 cm	Unit	1 / Box	
D	35.5" 90 cm	Volume	26.5 ft ³	0.75 m ³
H	28.5" 72 cm	Nett	57 lb	26 kg
SH	16.5" 42 cm	Gross	73 lb	33 kg



EKKA Right Hand Sectional

MG2805

W	65" 165 cm	Unit	1 / Box	
D	35.5" 90 cm	Volume	36 ft ³	1.02 m ³
H	28.5" 72 cm	Nett	82 lb	37 kg
SH	16.5" 42 cm	Gross	99 lb	45 kg



EKKA Left Hand Sectional

MG2804

W	65" 165 cm	Unit	1 / Box	
D	35.5" 90 cm	Volume	36 ft ³	1.02 m ³
H	28.5" 72 cm	Nett	82 lb	37 kg
SH	16.5" 42 cm	Gross	99 lb	45 kg



EKKA Sofa 3-Seater

MG2821

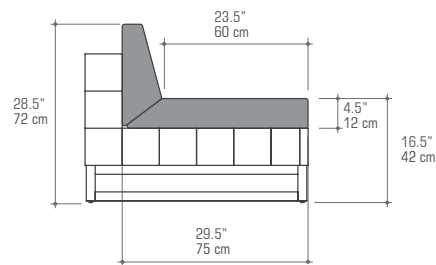
W	100.5" 255 cm	Unit	1 / Box	
D	35.5" 90 cm	Volume	55 ft ³	1.56 m ³
H	28.5" 72 cm	Nett	93 lb	42 kg
SH	16.5" 42 cm	Gross	119 lb	54 kg



EKKA Sectional Chaise

MG2807

W	47" 120 cm	Unit	1 / Box	
D	65" 165 cm	Volume	47 ft ³	1.34 m ³
H	28.5" 72 cm	Nett	86 lb	39 kg
SH	16.5" 42 cm	Gross	108 lb	49 kg



EKKA Side Table Small (Teak)*

MG2814

L	15.5" 40 cm	Unit	1 / Box	
W	15.5" 40 cm	Volume	3 ft ³	0.08 m ³
H	14" 35 cm	Nett	7 lb	3 kg
		Gross	11 lb	5 kg



EKKA Side Table Medium (Teak)*

MG2819

L	21.5" 55 cm	Unit	1 / Box	
W	21.5" 55 cm	Volume	6 ft ³	0.16 m ³
H	16.5" 42 cm	Nett	9 lb	4 kg
		Gross	11 lb	5 kg



EKKA Long Table*

MG2812

L	64.5" 164 cm	Unit	1 / Box	
W	17.5" 45 cm	Volume	10 ft ³	0.28 m ³
H	12" 30 cm	Nett	79 lb	36 kg
		Gross	90 lb	41 kg



EKKA Side Table Small (HPL)**

MG2855

L	15.5" 40 cm	Unit	1 / Box	
W	15.5" 40 cm	Volume	3 ft ³	0.08 m ³
H	13.5" 34 cm	Nett	11 lb	5 kg
		Gross	13 lb	6 kg



EKKA Side Table Medium (HPL)**

MG2860

L	21.5" 55 cm	Unit	1 / Box	
W	21.5" 55 cm	Volume	6 ft ³	0.16 m ³
H	16.5" 42 cm	Nett	15 lb	7 kg
		Gross	18 lb	8 kg



EKKA Sectional Coffee Table*

MG2809

L	35.5" 90 cm	Unit	1 / Box	
W	35.5" 90 cm	Volume	10 ft ³	0.28 m ³
H	11" 28 cm	Nett	44 lb	20 kg
		Gross	53 lb	24 kg

WOODEN PARTS

Premium Teak | Smooth (F24)

METAL PARTS

Powder Coated Aluminum


TABLE TOP

*Premium Teak | Smooth (T24)
**HPL (High Pressure Laminate)


UPHOLSTERY

Regular Sling
Premium Sling - Batyline Hemp (S13)
Smart Textiles - Royal Black (S25)

SUGGESTED CONFIGURATIONS



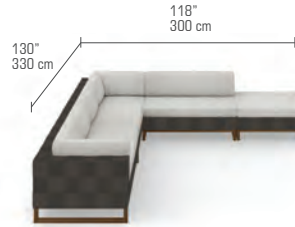
EKKCO-1 EKKA Configuration 1
MG2805 + MG2821



EKKCO-2 EKKA Configuration 2
(2X) MG2806 + MG2807



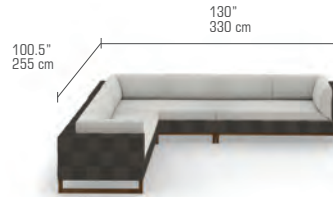
EKKCO-3 EKKA Configuration 3
MG2805 + MG2808 + MG2807



EKKCO-4 EKKA Configuration 4
MG2805 + MG2804 + MG2806 + MG2808



EKKCO-5 EKKA Configuration 5
MG2821 + MG2806 + MG2804



EKKCO-6 EKKA Configuration 6
(2X) MG2805 + MG2804



EKKCO-7 EKKA Configuration 7
MG2805 + MG2806 + MG2808



EKKCO-10 EKKA Configuration 10
(2X) MG2821 + (2X) MG2806

Custom Configurations Available





EKKA Carver Chair

MG2864

W 21.5"	54 cm	Unit	1 / Box	
D 26"	66 cm	Volume	12 ft ³	0.35 m ³
H 32.5"	83 cm	Nett	11 lb	5 kg
SH 18.5"	46 cm	Gross	20 lb	9 kg
AH 25"	64 cm			

MG2864W Weighted

W 21.5"	54 cm	Unit	1 / Box	
D 26"	66 cm	Volume	12 ft ³	0.35 m ³
H 32.5"	83 cm	Nett	22 lb	10 kg
SH 18.5"	46 cm	Gross	31 lb	14 kg
AH 25"	64 cm			



EKKA Carver Side Chair

MG2915

W 21.5"	54 cm	Unit	1 / Box	
D 26"	66 cm	Volume	13 ft ³	0.37 m ³
H 32.5"	83 cm	Nett	11 lb	5 kg
SH 18.5"	46 cm	Gross	20 lb	9 kg

MG2915W Weighted

W 21.5"	54 cm	Unit	1 / Box	
D 26"	66 cm	Volume	13 ft ³	0.37 m ³
H 32.5"	83 cm	Nett	20 lb	9 kg
SH 18.5"	46 cm	Gross	29 lb	13 kg



EKKA Stacking Armchair

MG2847

W 25"	63 cm	Unit	4 / Box	
D 25.5"	65 cm	Volume	5 ft ³	0.14 m ³
H 32.5"	83 cm	Nett	11 lb	5 kg
SH 18.5"	47 cm	Gross	15 lb	7 kg
AH 25.5"	65 cm			



EKKA Bar Chair

MG2917

W 18.5"	47 cm	Unit	1 / Box	
D 23.5"	60 cm	Volume	13 ft ³	0.37 m ³
H 43"	110 cm	Nett	13 lb	6 kg
SH 30"	76 cm	Gross	26 lb	12 kg

MG2917W Weighted

W 18.5"	47 cm	Unit	1 / Box	
D 23.5"	60 cm	Volume	13 ft ³	0.37 m ³
H 43"	110 cm	Nett	24 lb	11 kg
SH 30"	76 cm	Gross	37 lb	17 kg



EKKA Counter Chair

MG2916

W 18.5"	47 cm	Unit	1 / Box	
D 23.5"	60 cm	Volume	12 ft ³	0.34 m ³
H 39"	100 cm	Nett	13 lb	6 kg
SH 25"	63 cm	Gross	24 lb	11 kg

MG2916W Weighted

W 18.5"	47 cm	Unit	1 / Box	
D 23.5"	60 cm	Volume	12 ft ³	0.34 m ³
H 39"	100 cm	Nett	20 lb	9 kg
SH 25"	63 cm	Gross	31 lb	14 kg



Optional Padded Cushion - EKKA Stacking Armchair

CU96

Thickness 0.9" | 2.5 cm



W12 - COCOA



W11 - DUNE



W21 - HERON WHITE

FRAME

Powder Coated Aluminum

WEBBING

Keops

SLING

Regular Sling



EKKA Lounger (Teak)

MG3401

L	78.5"	200 cm	Unit	1 / Box
W	30.5"	77 cm	Volume	18 ft3 0.51 m3
H	33.5"	85 cm	Nett	37 lb 18 kg
SH	10.5"	27 cm	Gross	55 lb 25 kg



EKKA Lounger

MG2813

L	78.5"	200 cm	Unit	1 / Box
W	30"	76 cm	Volume	18 ft3 0.51 m3
H	33.5"	85 cm	Nett	31 lb 14 kg
SH	10.5"	27 cm	Gross	46 lb 21 kg



EKKA Double Lounger

MG17276

L	78.5"	200 cm	Unit	1 / Box
W	55"	145 cm	Volume	32 ft3 0.91 m3
H	33.5"	85 cm	Nett	62 lb 28 kg
SH	10.5"	27 cm	Gross	93 lb 42 kg



Optional Headrest - EKKA Lounger

CU64

Thickness 2" | 6 cm



Optional Cushion - EKKA Lounger

CU72

Thickness 1.5" | 4 cm



Optional Cushion - EKKA Double Lounger

CU73

Thickness 1.5" | 4 cm

WOODEN FRAME

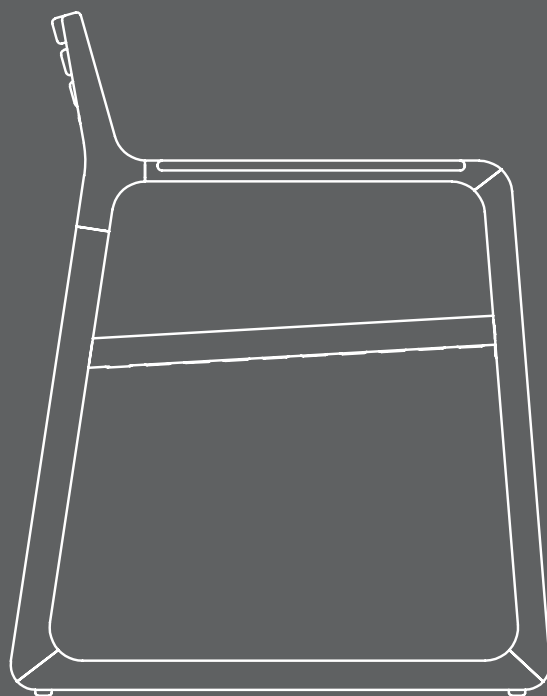
Premium Teak | Smooth (F24)

METAL FRAME

Powder Coated Aluminum

SLING

Regular Sling
Premium Sling
Smart Textiles - Royal Black (S25)



estate
MAMAGREEN Design Lab





For the first time, Mamagreen has created a complete “full-teak” series with dining, bar and casual options. Premium smooth sanded teak is selected for color harmony, then matched and pieced together until perfection.

Naturally easy to combine with any other design elements, the neutral tones of teak blend seamlessly into classic and contemporary exteriors and interiors. Curved lines soften the minimalist shapes, and accentuate the natural beauty of the material.

The elegantly formed seat and backrest make the Estate chairs comfortable, with optional padded seat cushions available. The sled base and the armrest follow the rounded lines of this attractive design.

Estate pedestal tables are a fit in hospitality projects and great for small spaces. The self-adjusting gliders ensure stability. The highlight is a square dining table, seating 8, for a unique, intimate, residential setting.

For a more conventional family size we offer also a rectangular dining table. Bar, counter and low tables come in various dimensions. Estate tables come with an HPL inlay option for added color variations. Premium quality teak is only harvested from sustainable farms.



ESTATE Dining Armchair

ESTO1

W	23"		58 cm
D	25.5"		65 cm
H	32"		82 cm
SH	18"		46 cm
AH	25"		64 cm

Unit	1 / Box	
Volume	13 ft ³	0.37 m ³
Nett	22 lb	10 kg
Gross	31 lb	14 kg



Optional Padded Cushion - ESTATE Dining Armchair

CUESTO1

Thickness 0.8" | 2 cm



ESTATE Dining Side Chair

ESTO2

W	18.5"		47 cm
D	25.5"		65 cm
H	32"		82 cm
SH	18"		46 cm

Unit	1 / Box	
Volume	11 ft ³	0.30 m ³
Nett	18 lb	8 kg
Gross	24 lb	11 kg



Optional Padded Cushion - ESTATE Dining Side Chair

CUESTO2

Thickness 0.8" | 2 cm





ESTATE Lounge Chair

EST03

W	27.5"	70 cm
D	29"	73 cm
H	29"	74 cm
SH	14"	35 cm
AH	21"	54 cm

Unit	1 / Box	
Volume	15 ft ³	0.43 m ³
Nett	22 lb	10 kg
Gross	29 lb	13 kg



Optional Padded Cushion - ESTATE Lounge Chair

CUEST03

Thickness 1.5" | 4 cm



ESTATE Counter Chair

EST36

W	17"	44 cm
D	22"	56 cm
H	35"	88 cm
SH	24"	61 cm

Unit	1 / Box	
Volume	9 ft ³	0.26 m ³
Nett	15 lb	7 kg
Gross	22 lb	10 kg



ESTATE Bar Chair

EST35

W	17"	44 cm
D	22.5"	57 cm
H	39.5"	100 cm
SH	29.5"	75 cm

Unit	1 / Box	
Volume	11 ft ³	0.30 m ³
Nett	18 lb	8 kg
Gross	26 lb	12 kg



ESTATE Bistro Table (Teak)*

EST46

L	30"	75 cm
W	30"	75 cm
H	30"	76 cm
CH	27"	69 cm

Unit	1 / Box	
Volume	5 ft ³	0.14 m ³
Nett	40 lb	18 kg
Gross	49 lb	22 kg



ESTATE Bistro Table (HPL)**

EST47

L	30"	75 cm
W	30"	75 cm
H	30"	76 cm
CH	27"	69 cm

Unit	1 / Box	
Volume	5 ft ³	0.14 m ³
Nett	44 lb	20 kg
Gross	57 lb	26 kg



ESTATE Bistro Table (Teak)*

EST21

L	35.5"	90 cm
W	35.5"	90 cm
H	30"	76 cm
CH	27"	69 cm

Unit	1 / Box	
Volume	7 ft ³	0.19 m ³
Nett	46 lb	21 kg
Gross	55 lb	25 kg

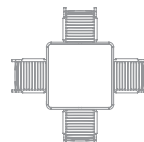
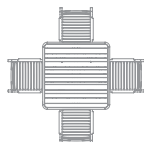


ESTATE Bistro Table (HPL)**

EST42

L	35.5"	90 cm
W	35.5"	90 cm
H	30"	76 cm
CH	27"	69 cm

Unit	1 / Box	
Volume	7 ft ³	0.19 m ³
Nett	53 lb	24 kg
Gross	71 lb	32 kg



ESTATE Bistro Table (Teak)*

EST22

L	45"	114 cm
W	45"	114 cm
H	30"	76 cm
CH	27"	69 cm

Unit	1 / Box	
Volume	11 ft ³	0.31 m ³
Nett	66 lb	30 kg
Gross	79 lb	36 kg



ESTATE Bistro Table (HPL)**

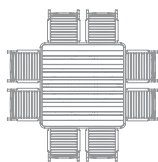
EST43

L	45"	114 cm
W	45"	114 cm
H	30"	76 cm
CH	27"	69 cm

Unit	1 / Box	
Volume	11 ft ³	0.31 m ³
Nett	79 lb	36 kg
Gross	101 lb	46 kg



* Table simulation using ESTATE Dining Armchair
Custom Dimensions Available

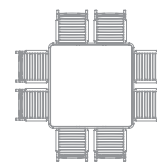


ESTATE Square Dining Table (Teak)*

EST62

L	60"		152 cm
W	60"		152 cm
H	30"		76 cm
CH	27"		69 cm

Unit	1 / Box	
Volume	19 ft:3	0.53 m3
Nett	108 lb	49 kg
Gross	134 lb	61 kg



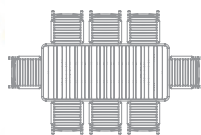
ESTATE Square Dining Table (HPL)**

EST63

L	60"		152 cm
W	60"		152 cm
H	30"		76 cm
CH	27"		69 cm

Unit	1 / Box	
Volume	19 ft:3	0.53 m3
Nett	123 lb	56 kg
Gross	159 lb	72 kg

Only available in the following HPL colors :
Carrara White / Carrara Black / Volcanic Ash

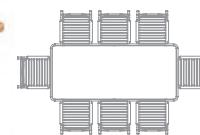


ESTATE Rectangular Dining Table (Teak)*

EST64

L	90"		228 cm
W	40"		102 cm
H	30"		76 cm
CH	27"		69 cm

Unit	2 Boxes	
Volume	22 ft:3	0.62 m3
Nett	126 lb	57 kg
Gross	152 lb	69 kg



ESTATE Rectangular Dining Table (HPL)**

EST65

L	90"		228 cm
W	40"		102 cm
H	30"		76 cm
CH	27"		69 cm

Unit	2 Boxes	
Volume	22 ft:3	0.62 m3
Nett	146 lb	66 kg
Gross	181 lb	82 kg



* Table simulation using ESTATE Dining Armchair
Custom Dimensions Available

WOODEN PARTS

Premium Teak | Smooth (F24)

TABLE TOP

*Premium Teak | Smooth (T24)

**HPL (High Pressure Laminat)





ESTATE Counter Table (Teak)*
EST40

L	30"	75 cm	Unit	1 / Box	
W	30"	75 cm	Volume	6 ft.3	0.17 m3
H	36"	91 cm	Nett	40 lb	18 kg
			Gross	49 lb	22 kg



ESTATE Counter Table (HPL)**
EST44

L	30"	75 cm	Unit	1 / Box	
W	30"	75 cm	Volume	6 ft.3	0.17 m3
H	36"	91 cm	Nett	44 lb	20 kg
			Gross	57 lb	26 kg



ESTATE Counter Table (Teak)*
EST48

L	35.5"	90 cm	Unit	1 / Box	
W	35.5"	90 cm	Volume	7 ft.3	0.19 m3
H	36"	91 cm	Nett	46 lb	21 kg
			Gross	55 lb	25 kg



ESTATE Counter Table (HPL)**
EST50

L	35.5"	90 cm	Unit	1 / Box	
W	35.5"	90 cm	Volume	7 ft.3	0.19 m3
H	36"	91 cm	Nett	53 lb	24 kg
			Gross	71 lb	32 kg



ESTATE Counter Table (Teak)*
EST49

L	45"	114 cm	Unit	1 / Box	
W	45"	114 cm	Volume	11 ft.3	0.31 m3
H	36"	91 cm	Nett	66 lb	30 kg
			Gross	79 lb	36 kg



ESTATE Counter Table (HPL)**
EST51

L	45"	114 cm	Unit	1 / Box	
W	45"	114 cm	Volume	11 ft.3	0.31 m3
H	36"	91 cm	Nett	79 lb	36 kg
			Gross	101 lb	46 kg



ESTATE Rectangular Counter Table (Teak)*
EST69

L	71"	180 cm	Unit	2 Boxes	
W	35.5"	90 cm	Volume	18 ft.3	0.51 m3
H	36"	91 cm	Nett	121 lb	55 kg
			Gross	152 lb	69 kg



ESTATE Rectangular Counter Table (HPL)**
EST68

L	71"	180 cm	Unit	2 Boxes	
W	35.5"	90 cm	Volume	20 ft.3	0.57 m3
H	36"	91 cm	Nett	141 lb	64 kg
			Gross	176 lb	80 kg



Custom Dimensions Available

WOODEN PARTS
Premium Teak | Smooth (F24)

TABLE TOP
*Premium Teak | Smooth (T24)
**HPL (High Pressure Laminate)





ESTATE Bar Table (Teak)*
EST41

L 30" | 75 cm
W 30" | 75 cm
H 41.5" | 105 cm

Unit	1 / Box	
Volume	7 ft ³	0.19 m ³
Nett	42 lb	19 kg
Gross	51 lb	23 kg



ESTATE Bar Table (HPL)**
EST45

L 30" | 75 cm
W 30" | 75 cm
H 41.5" | 105 cm

Unit	1 / Box	
Volume	7 ft ³	0.19 m ³
Nett	46 lb	21 kg
Gross	60 lb	27 kg



ESTATE Bar Table (Teak)*
EST52

L 35.5" | 90 cm
W 35.5" | 90 cm
H 41.5" | 105 cm

Unit	1 / Box	
Volume	8 ft ³	0.23 m ³
Nett	49 lb	22 kg
Gross	57 lb	26 kg



ESTATE Bar Table (HPL)**
EST54

L 35.5" | 90 cm
W 35.5" | 90 cm
H 41.5" | 105 cm

Unit	1 / Box	
Volume	8 ft ³	0.23 m ³
Nett	55 lb	25 kg
Gross	73 lb	33 kg



ESTATE Bar Table (Teak)*
EST53

L 45" | 114 cm
W 45" | 114 cm
H 41.5" | 105 cm

Unit	1 / Box	
Volume	11 ft ³	0.31 m ³
Nett	68 lb	31 kg
Gross	82 lb	37 kg



ESTATE Bar Table (HPL)**
EST55

L 45" | 114 cm
W 45" | 114 cm
H 41.5" | 105 cm

Unit	1 / Box	
Volume	11 ft ³	0.31 m ³
Nett	82 lb	37 kg
Gross	104 lb	47 kg



ESTATE Rectangular Bar Table (Teak)*
EST67

L 71" | 180 cm
W 35.5" | 90 cm
H 41.5" | 105 cm

Unit	2 Boxes	
Volume	20 ft ³	0.56 m ³
Nett	126 lb	57 kg
Gross	157 lb	71 kg



ESTATE Rectangular Bar Table (HPL)**
EST66

L 71" | 180 cm
W 35.5" | 90 cm
H 41.5" | 105 cm

Unit	2 Boxes	
Volume	22 ft ³	0.62 m ³
Nett	146 lb	66 kg
Gross	181 lb	82 kg



Custom Dimensions Available

WOODEN PARTS
Premium Teak | Smooth (F24)

TABLE TOP
*Premium Teak | Smooth (T24)
**HPL (High Pressure Laminated)



ESTATE Coffee Table (Teak)*

EST56

L 30" | 75 cm
W 30" | 75 cm
H 19.5" | 50 cm

Unit	1 / Box	
Volume	5 ft ³	0.14 m ³
Nett	35 lb	16 kg
Gross	44 lb	20 kg



ESTATE Coffee Table (HPL)**

EST59

L 30" | 75 cm
W 30" | 75 cm
H 19.5" | 50 cm

Unit	1 / Box	
Volume	5 ft ³	0.14 m ³
Nett	40 lb	18 kg
Gross	53 lb	24 kg



ESTATE Coffee Table (Teak)*

EST57

L 35.5" | 90 cm
W 35.5" | 90 cm
H 19.5" | 50 cm

Unit	1 / Box	
Volume	7 ft ³	0.19 m ³
Nett	42 lb	19 kg
Gross	51 lb	23 kg



ESTATE Coffee Table (HPL)**

EST60

L 35.5" | 90 cm
W 35.5" | 90 cm
H 19.5" | 50 cm

Unit	1 / Box	
Volume	7 ft ³	0.19 m ³
Nett	49 lb	22 kg
Gross	62 lb	28 kg



ESTATE Coffee Table (Teak)*

EST58

L 45" | 114 cm
W 45" | 114 cm
H 19.5" | 50 cm

Unit	1 / Box	
Volume	11 ft ³	0.31 m ³
Nett	62 lb	28 kg
Gross	75 lb	34 kg



ESTATE Coffee Table (HPL)**

EST61

L 45" | 114 cm
W 45" | 114 cm
H 19.5" | 50 cm

Unit	1 / Box	
Volume	11 ft ³	0.31 m ³
Nett	73 lb	33 kg
Gross	95 lb	43 kg



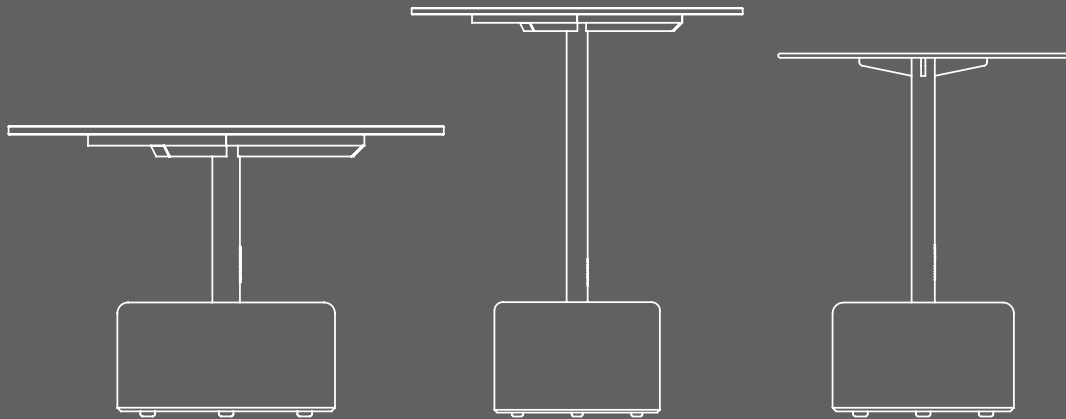
WOODEN PARTS

Premium Teak | Smooth (F24)

TABLE TOP

*Premium Teak | Smooth (T24)

**HPL (High Pressure Laminate)



Glyph

MAMAGREEN Design Lab









GLYPH Low Table Ø 16" / 40 cm

GLY03 (Aluminum Top - Teak Base)

GLY13 (HPL Top - Teak Base)

Ø	16" 40 cm	Unit	1 / Box	
H	20" 50 cm	Volume	4 ft3	0.11 m3
		Nett	20 lb	9 kg
		Gross	26 lb	12 kg



GLYPH Low Table Ø 23.5" / 60 cm

GLY01 (Aluminum Top - Teak Base)

GLY11 (HPL Top - Teak Base)

Ø	23.5" 60 cm	Unit	2 Boxes	
H	16" 40 cm	Volume	3 ft3	0.09 m3
		Nett	35 lb	16 kg
		Gross	51 lb	23 kg



GLYPH Low Table Ø 31.5" / 80 cm

GLY02 (Aluminum Top - Teak Base)

GLY12 (HPL Top - Teak Base)

Ø	31.5" 80 cm	Unit	2 Boxes	
H	18" 45 cm	Volume	5 ft3	0.14 m3
		Nett	53 lb	24 kg
		Gross	71 lb	32 kg



GLYPH Side Table Ø 12" / 30 cm

GLY04 (Aluminum Top - Teak Base)

GLY14 (HPL Top - Teak Base)

Ø	12" 30 cm	Unit	1 / Box	
H	22" 56 cm	Volume	2.5 ft3	0.07 m3
		Nett	13 lb	6 kg
		Gross	20 lb	9 kg



GLYPH Tea Table Ø 23.5" / 60 cm

GLY05 (Aluminum Top - Teak Base)

GLY15 (HPL Top - Teak Base)

Ø	23.5" 60 cm	Unit	2 Boxes	
H	25" 63 cm	Volume	4 ft3	0.11 m3
		Nett	40 lb	18 kg
		Gross	55 lb	25 kg



GLYPH Bistro Table Ø 23.5" / 60 cm

GLY06 (Aluminum Top - Teak Base)

GLY16 (HPL Top - Teak Base)

Ø	23.5" 60 cm	Unit	2 Boxes	
H	29" 74 cm	Volume	4 ft3	0.12 m3
		Nett	42 lb	19 kg
		Gross	60 lb	27 kg



GLYPH Bistro Table Ø 31.5" / 80 cm

GLY07 (Aluminum Top - Teak Base)

GLY17 (HPL Top - Teak Base)

Ø	31.5" 80 cm	Unit	2 Boxes	
H	29" 74 cm	Volume	6 ft3	0.18 m3
		Nett	62 lb	28 kg
		Gross	82 lb	37 kg

Custom Dimensions Available

FRAME	BASE	TOP
Powder Coated Aluminum	Laminated Teak Smooth (F58)	Powder Coated Aluminum - Ultra Durable HPL (High Pressure Laminated)



GLYPH Low Table Square
16" x 16" / 40 x 40 cm

GLY103 (Aluminum Top - Teak Base)

GLY113 (HPL Top - Teak Base)

L	16"	40 cm	Unit	1 / Box	
W	16"	40 cm	Volume	4 ft ³	0.11 m ³
H	20"	50 cm	Nett	20 lb	9 kg
			Gross	26 lb	12 kg



GLYPH Low Table Square
23.5" x 23.5" / 60 x 60 cm

GLY101 (Aluminum Top - Teak Base)

GLY111 (HPL Top - Teak Base)

L	23.5"	60 cm	Unit	2 Boxes	
W	23.5"	60 cm	Volume	3 ft ³	0.09 m ³
H	16"	40 cm	Nett	35 lb	16 kg
			Gross	51 lb	23 kg



GLYPH Low Table Square
31.5" x 31.5" / 80 x 80 cm

GLY102 (Aluminum Top - Teak Base)

GLY112 (HPL Top - Teak Base)

L	31.5"	80 cm	Unit	2 Boxes	
W	31.5"	80 cm	Volume	5 ft ³	0.14 m ³
H	18"	45 cm	Nett	53 lb	24 kg
			Gross	71 lb	32 kg



GLYPH Side Table Square
12" x 12" / 30 x 30 cm

GLY104 (Aluminum Top - Teak Base)

GLY114 (HPL Top - Teak Base)

L	12"	30 cm	Unit	1 / Box	
W	12"	30 cm	Volume	2.5 ft ³	0.07 m ³
H	22"	56 cm	Nett	13 lb	6 kg
			Gross	20 lb	9 kg



GLYPH Tea Table Square
23.5" x 23.5" / 60 x 60 cm

GLY105 (Aluminum Top - Teak Base)

GLY115 (HPL Top - Teak Base)

L	23.5"	60 cm	Unit	2 Boxes	
W	23.5"	60 cm	Volume	4 ft ³	0.11 m ³
H	25"	63 cm	Nett	40 lb	18 kg
			Gross	55 lb	25 kg



GLYPH Bistro Table Square
23.5" x 23.5" / 60 x 60 cm

GLY106 (Aluminum Top - Teak Base)

GLY116 (HPL Top - Teak Base)

L	23.5"	60 cm	Unit	2 Boxes	
W	23.5"	60 cm	Volume	4 ft ³	0.12 m ³
H	29"	74 cm	Nett	42 lb	19 kg
			Gross	60 lb	27 kg



GLYPH Bistro Table Square
31.5" x 31.5" / 80 x 80 cm

GLY107 (Aluminum Top - Teak Base)

GLY117 (HPL Top - Teak Base)

L	31.5"	80 cm	Unit	2 Boxes	
W	31.5"	80 cm	Volume	6 ft ³	0.18 m ³
H	29"	74 cm	Nett	62 lb	28 kg
			Gross	82 lb	37 kg

Custom Dimensions Available

FRAME

Powder Coated Aluminum

BASE

Laminated Teak | Smooth (F58)

TOP

Powder Coated Aluminum - Ultra Durable
 HPL (High Pressure Laminate)



GLYPH Low Table Ø 16" / 40 cm

GLY23 (Aluminum Top - Stone Base)

GLY33 (HPL Top - Stone Base)

Ø	16" 40 cm	Unit	1 / Box	
H	20" 50 cm	Volume	4 ft3	0.12 m3
		Nett	26 lb	12 kg
		Gross	35 lb	16 kg



GLYPH Low Table Ø 23.5" / 60 cm

GLY21 (Aluminum Top - Stone Base)

GLY31 (HPL Top - Stone Base)

Ø	23.5" 60 cm	Unit	2 Boxes	
H	16" 40 cm	Volume	5 ft3	0.14 m3
		Nett	53 lb	24 kg
		Gross	71 lb	32 kg



GLYPH Low Table Ø 31.5" / 80 cm

GLY22 (Aluminum Top - Stone Base)

GLY32 (HPL Top - Stone Base)

Ø	31.5" 80 cm	Unit	2 Boxes	
H	18" 45 cm	Volume	7.5 ft3	0.21 m3
		Nett	79 lb	36 kg
		Gross	101 lb	46 kg



GLYPH Side Table Ø 12" / 30 cm

GLY24 (Aluminum Top - Stone Base)

GLY34 (HPL Top - Stone Base)

Ø	12" 30 cm	Unit	1 / Box	
H	22" 56 cm	Volume	3 ft3	0.08 m3
		Nett	15 lb	7 kg
		Gross	24 lb	11 kg



GLYPH Bistro Table Ø 23.5" / 60 cm

GLY26 (Aluminum Top - Stone Base)

GLY36 (HPL Top - Stone Base)

Ø	23.5" 60 cm	Unit	2 Boxes	
H	29" 74 cm	Volume	7.5 ft3	0.21 m3
		Nett	71 lb	32 kg
		Gross	90 lb	41 kg



GLYPH Bistro Table Ø 31.5" / 80 cm

GLY27 (Aluminum Top - Stone Base)

GLY37 (HPL Top - Stone Base)

Ø	31.5" 80 cm	Unit	2 Boxes	
H	29" 74 cm	Volume	10 ft3	0.28 m3
		Nett	97 lb	44 kg
		Gross	121 lb	55 kg



GLYPH Tea Table Ø 23.5" / 60 cm

GLY25 (Aluminum Top - Stone Base)

GLY35 (HPL Top - Stone Base)

Ø	23.5" 60 cm	Unit	2 Boxes	
H	25" 63 cm	Volume	7 ft3	0.19 m3
		Nett	68 lb	31 kg
		Gross	88 lb	40 kg



GLYPH Bar Table Ø 23.5" / 60 cm

GLY28 (Aluminum Top - Stone Base)

GLY38 (HPL Top - Stone Base)

Ø	23.5" 60 cm	Unit	2 Boxes	
H	41.5" 105 cm	Volume	10 ft3	0.28 m3
		Nett	90 lb	41 kg
		Gross	112 lb	51 kg



GLYPH Bar Table Ø 31.5" / 80 cm

GLY29 (Aluminum Top - Stone Base)

GLY39 (HPL Top - Stone Base)

Ø	31.5" 80 cm	Unit	2 Boxes	
H	41.5" 105 cm	Volume	13 ft3	0.36 m3
		Nett	132 lb	60 kg
		Gross	159 lb	72 kg

Custom Dimensions Available

FRAME	BASE	TOP
Powder Coated Aluminum	Stone	Powder Coated Aluminum - Ultra Durable HPL (High Pressure Laminate)



GLYPH Low Table Square
16\"/>

GLY123 (Aluminum Top - Stone Base)

GLY133 (HPL Top - Stone Base)

L	16"	40 cm
W	16"	40 cm
H	20"	50 cm

Unit	1 / Box	
Volume	4 ft3	0.12 m3
Nett	26 lb	12 kg
Gross	35 lb	16 kg



GLYPH Low Table Square
23.5\"/>

GLY121 (Aluminum Top - Stone Base)

GLY131 (HPL Top - Stone Base)

L	23.5"	60 cm
W	23.5"	60 cm
H	16"	40 cm

Unit	2 Boxes	
Volume	5 ft3	0.14 m3
Nett	55 lb	25 kg
Gross	75 lb	34 kg



GLYPH Low Table Square
31.5\"/>

GLY122 (Aluminum Top - Stone Base)

GLY132 (HPL Top - Stone Base)

L	31.5"	80 cm
W	31.5"	80 cm
H	18"	45 cm

Unit	2 Boxes	
Volume	7.5 ft3	0.21 m3
Nett	84 lb	38 kg
Gross	106 lb	48 kg



GLYPH Side Table Square
12\"/>

GLY124 (Aluminum Top - Stone Base)

GLY134 (HPL Top - Stone Base)

L	12"	30 cm
W	12"	30 cm
H	22"	56 cm

Unit	1 / Box	
Volume	3 ft3	0.08 m3
Nett	15 lb	7 kg
Gross	24 lb	11 kg



GLYPH Bistro Table Square
23.5\"/>

GLY126 (Aluminum Top - Stone Base)

GLY136 (HPL Top - Stone Base)

L	23.5"	60 cm
W	23.5"	60 cm
H	29"	74 cm

Unit	2 Boxes	
Volume	7.5 ft3	0.21 m3
Nett	73 lb	33 kg
Gross	95 lb	43 kg



GLYPH Bistro Table Square
31.5\"/>

GLY127 (Aluminum Top - Stone Base)

GLY137 (HPL Top - Stone Base)

L	31.5"	80 cm
W	31.5"	80 cm
H	29"	74 cm

Unit	2 Boxes	
Volume	10 ft3	0.28 m3
Nett	101 lb	46 kg
Gross	125 lb	57 kg



GLYPH Tea Table Square
23.5\"/>

GLY125 (Aluminum Top - Stone Base)

GLY135 (HPL Top - Stone Base)

L	23.5"	60 cm
W	23.5"	60 cm
H	25"	63 cm

Unit	2 Boxes	
Volume	7 ft3	0.19 m3
Nett	73 lb	33 kg
Gross	93 lb	42 kg



GLYPH Bar Table Square
23.5\"/>

GLY128 (Aluminum Top - Stone Base)

GLY138 (HPL Top - Stone Base)

L	23.5"	60 cm
W	23.5"	60 cm
H	41.5"	105 cm

Unit	2 Boxes	
Volume	10 ft3	0.28 m3
Nett	93 lb	42 kg
Gross	117 lb	53 kg



GLYPH Bar Table Square
31.5\"/>

GLY129 (Aluminum Top - Stone Base)

GLY139 (HPL Top - Stone Base)

L	31.5"	80 cm
W	31.5"	80 cm
H	41.5"	105 cm

Unit	2 Boxes	
Volume	13 ft3	0.36 m3
Nett	137 lb	62 kg
Gross	163 lb	74 kg

Custom Dimensions Available

FRAME


Powder Coated Aluminum

BASE

Stone

TOP

Powder Coated Aluminum - Ultra Durable
 HPL (High Pressure Laminate)




HACIENDA
MAMAGREEN Design Lab













HACIENDA 2-SEATER

HAC16

W	83"	210 cm
D	33.5"	85 cm
H	27.5"	70 cm
SH	16"	40 cm
AH	22"	55 cm

Unit	1 / Box	
Volume	48 ft ³	1.37 m ³
Nett	99 lb	45 kg
Gross	117 lb	53 kg

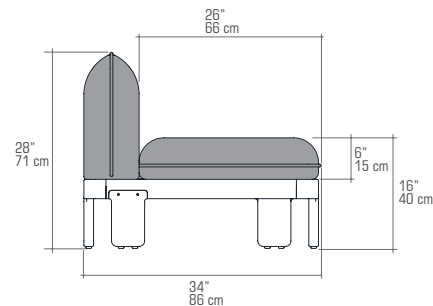


HACIENDA 3-SEATER

HAC17

W	116"	295 cm
D	33.5"	85 cm
H	27.5"	70 cm
SH	16"	40 cm
AH	22"	55 cm

Unit	Crate	
Volume	98 ft ³	2.78 m ³
Nett	123 lb	56 kg
Gross	351 lb	159 kg



HACIENDA Right Hand Sectional (HPL)

HAC21

W	98.5"	250 cm
D	33.5"	85 cm
H	27.5"	70 cm
SH	16"	40 cm

Unit	1 / Box	
Volume	57 ft ³	1.61 m ³
Nett	101 lb	46 kg
Gross	121 lb	55 kg



HACIENDA Left Hand Sectional (HPL)

HAC20

W	98.5"	250 cm
D	33.5"	85 cm
H	27.5"	70 cm
SH	16"	40 cm

Unit	1 / Box	
Volume	57 ft ³	1.61 m ³
Nett	101 lb	46 kg
Gross	121 lb	55 kg



HACIENDA Right Hand Sectional with Arm (HPL)

HAC23

W	106"	270 cm
D	33.5"	85 cm
H	27.5"	70 cm
SH	16"	40 cm
AH	22"	55 cm

Unit	Crate	
Volume	90 ft ³	2.56 m ³
Nett	110 lb	50 kg
Gross	313 lb	142 kg



HACIENDA Left Hand Sectional with Arm (HPL)

HAC22

W	106"	270 cm
D	33.5"	85 cm
H	27.5"	70 cm
SH	16"	40 cm
AH	22"	55 cm

Unit	Crate	
Volume	90 ft ³	2.56 m ³
Nett	110 lb	50 kg
Gross	313 lb	142 kg



HACIENDA Sectional Table (HPL)

HAC19

L	33.5"	85 cm
W	33.5"	85 cm
H	10"	25 cm

Unit	1 / Box	
Volume	6 ft ³	0.18 m ³
Nett	37 lb	17 kg
Gross	51 lb	23 kg

FRAME

Premium Teak | Smooth (F24)

TABLE TOP & SIDE TRAY

HPL (High Pressure Laminate)



HACIENDA Armless

HAC01

W 33.5"	85 cm	Unit	1 / Box	
D 33.5"	85 cm	Volume	20 ft ³	0.56 m ³
H 27.5"	70 cm	Nett	37 lb	17 kg
SH 16"	40 cm	Gross	49 lb	22 kg



HACIENDA Corner

HAC02

W 33.5"	85 cm	Unit	1 / Box	
D 33.5"	85 cm	Volume	20 ft ³	0.56 m ³
H 27.5"	70 cm	Nett	42 lb	19 kg
SH 16"	40 cm	Gross	53 lb	24 kg



HACIENDA Ottoman

HAC03

W 33.5"	85 cm	Unit	1 / Box	
D 33.5"	85 cm	Volume	13 ft ³	0.36 m ³
H 16"	40 cm	Nett	33 lb	15 kg
		Gross	44 lb	20 kg



HACIENDA Right Hand Sectional (Teak)

HAC05

W 98.5"	250 cm	Unit	1 / Box	
D 33.5"	85 cm	Volume	57 ft ³	1.61 m ³
H 27.5"	70 cm	Nett	99 lb	45 kg
SH 16"	40 cm	Gross	119 lb	54 kg



HACIENDA Left Hand Sectional (Teak)

HAC04

W 98.5"	250 cm	Unit	1 / Box	
D 33.5"	85 cm	Volume	57 ft ³	1.61 m ³
H 27.5"	70 cm	Nett	99 lb	45 kg
SH 16"	40 cm	Gross	119 lb	54 kg



HACIENDA Right Hand Sectional with Arm (Teak)

HAC07

W 106"	270 cm	Unit	Crate	
D 33.5"	85 cm	Volume	90 ft ³	2.56 m ³
H 27.5"	70 cm	Nett	108 lb	49 kg
SH 16"	40 cm	Gross	311 lb	141 kg
AH 22"	55 cm			



HACIENDA Left Hand Sectional with Arm (Teak)

HAC06

W 106"	270 cm	Unit	Crate	
D 33.5"	85 cm	Volume	90 ft ³	2.56 m ³
H 27.5"	70 cm	Nett	108 lb	49 kg
SH 16"	40 cm	Gross	311 lb	141 kg
AH 22"	55 cm			



HACIENDA Sectional Table (Teak)

HAC18

L 33.5"	85 cm	Unit	1 / Box	
W 33.5"	85 cm	Volume	6 ft ³	0.17 m ³
H 10"	25 cm	Nett	33 lb	15 kg
		Gross	44 lb	20 kg

SUGGESTED CONFIGURATIONS



HACCO-1A **HACIENDA Configuration 1A (Teak)**

HAC05 + HAC02 + HAC04

HACCO-11A **HACIENDA Configuration 11A (HPL)**

HAC21 + HAC02 + HAC20




HACCO-1B **HACIENDA Configuration 1B (Teak)**

HAC05 + HAC03 + HAC04

HACCO-11B **HACIENDA Configuration 11B (HPL)**

HAC21 + HAC03 + HAC20



HACCO-2A **HACIENDA Configuration 2A (Teak)**

HAC07 + HAC02 + HAC06

HACCO-12A **HACIENDA Configuration 12A (HPL)**

HAC23 + HAC02 + HAC22

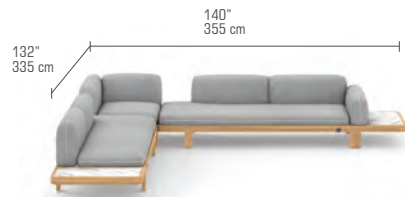


HACCO-2B **HACIENDA Configuration 2B (Teak)**

HAC07 + HAC03 + HAC06

HACCO-12B **HACIENDA Configuration 12B (HPL)**

HAC23 + HAC03 + HAC22




HACCO-3A **HACIENDA Configuration 3A (Teak)**

HAC05 + HAC02 + HAC06

HACCO-13A **HACIENDA Configuration 13A (HPL)**

HAC21 + HAC02 + HAC22



HACCO-3B **HACIENDA Configuration 3B (Teak)**

HAC05 + HAC03 + HAC06

HACCO-13B **HACIENDA Configuration 13B (HPL)**

HAC21 + HAC03 + HAC22



HACCO-4A **HACIENDA Configuration 4A (Teak)**

HAC07 + HAC02 + HAC04

HACCO-14A **HACIENDA Configuration 14A (HPL)**

HAC23 + HAC02 + HAC20



HACCO-4B **HACIENDA Configuration 4B (Teak)**

HAC07 + HAC03 + HAC04

HACCO-14B **HACIENDA Configuration 14B (HPL)**

HAC23 + HAC03 + HAC20

SUGGESTED CONFIGURATIONS



HACCO-5 **HACIENDA Configuration 5 (Teak)**

HAC05 + HAC02 + HAC01 + HAC06

HACCO-15 **HACIENDA Configuration 15 (HPL)**

HAC21 + HAC02 + HAC01 + HAC22



HACCO-6 **HACIENDA Configuration 6 (Teak)**

HAC07 + HAC01 + HAC02 + HAC04

HACCO-16 **HACIENDA Configuration 16 (HPL)**

HAC23 + HAC01 + HAC02 + HAC20




HACCO-7 **HACIENDA Configuration 7 (Teak)**

HAC03 + HAC02 + HAC01 + HAC04

HACCO-17 **HACIENDA Configuration 17 (HPL)**

HAC03 + HAC02 + HAC01 + HAC20




HACCO-8 **HACIENDA Configuration 8 (Teak)**

HAC05 + HAC01 + HAC02 + HAC03

HACCO-18 **HACIENDA Configuration 18 (HPL)**

HAC21 + HAC01 + HAC02 + HAC03




HACCO-9 **HACIENDA Configuration 9 (Teak)**

HAC03 + HAC02 + HAC01 + HAC18 + HAC06

HACCO-19 **HACIENDA Configuration 19 (HPL)**

HAC03 + HAC02 + HAC01 + HAC19 + HAC22



HACCO-10 **HACIENDA Configuration 10 (Teak)**

HAC07 + HAC18 + HAC01 + HAC02 + HAC03

HACCO-20 **HACIENDA Configuration 20 (HPL)**

HAC23 + HAC19 + HAC01 + HAC02 + HAC03



HACCO-21 **HACIENDA Configuration 21 (Teak)**

HAC03 + HAC02 + HAC06

HACCO-31 **HACIENDA Configuration 31 (HPL)**

HAC03 + HAC02 + HAC22



HACCO-22 **HACIENDA Configuration 22 (Teak)**

HAC07 + HAC02 + HAC03

HACCO-32 **HACIENDA Configuration 32 (HPL)**

HAC23 + HAC02 + HAC03



HACIENDA Sunbed Sling

HAC15

L	79" 201 cm	Unit	1 / Box	
W	33" 83 cm	Volume	24 ft3	0.68 m3
H	36" 92 cm	Nett	60 lb	27 kg
SH	13" 33 cm	Gross	86 lb	39 kg

Optional Headrest - HACIENDA Sunbed Sling

CUHAC15

Thickness 1.5" | 4 cm

FRAME

Premium Teak | Smooth (F24)

SLING

All Slings



HACIENDA Sunbed Teak

HAC14

L 81" | 205 cm
W 30" | 77 cm
H 33.5" | 85 cm
SH 11" | 27 cm

Unit	1 / Box	
Volume	23 ft3	0.64 m3
Nett	71 lb	32 kg
Gross	93 lb	42 kg

Optional Cushion - HACIENDA Sunbed Teak

CUHAC14

Thickness 2" | 6 cm

FRAME

Premium Teak | Smooth (F24)



HACIENDA Large Coffee Table (Teak Top)*

HAC08

Ø	39.5" 100 cm	Unit	1 / Box	
H	12" 30 cm	Volume	13 ft ³	0.37 m ³
		Nett	37 lb	17 kg
		Gross	49 lb	22 kg



HACIENDA Large Coffee Table (HPL Top)**

HAC11

Ø	39.5" 100 cm	Unit	1 / Box	
H	12" 30 cm	Volume	14 ft ³	0.39 m ³
		Nett	42 lb	19 kg
		Gross	55 lb	25 kg



HACIENDA Small Coffee Table (Teak Top)*

HAC09

Ø	27.5" 70 cm	Unit	1 / Box	
H	16" 40 cm	Volume	8.5 ft ³	0.24 m ³
		Nett	26 lb	12 kg
		Gross	35 lb	16 kg



HACIENDA Small Coffee Table (HPL Top)**

HAC12

Ø	27.5" 70 cm	Unit	1 / Box	
H	16" 40 cm	Volume	9 ft ³	0.25 m ³
		Nett	29 lb	13 kg
		Gross	40 lb	18 kg



HACIENDA Side Table (Teak Top)*

HAC10

Ø	18" 45 cm	Unit	1 / Box	
H	20" 50 cm	Volume	3.5 ft ³	0.10 m ³
		Nett	15 lb	7 kg
		Gross	22 lb	10 kg



HACIENDA Side Table (HPL Top)**

HAC13

Ø	18" 45 cm	Unit	1 / Box	
H	20" 50 cm	Volume	4 ft ³	0.11 m ³
		Nett	18 lb	8 kg
		Gross	24 lb	11 kg

FRAME

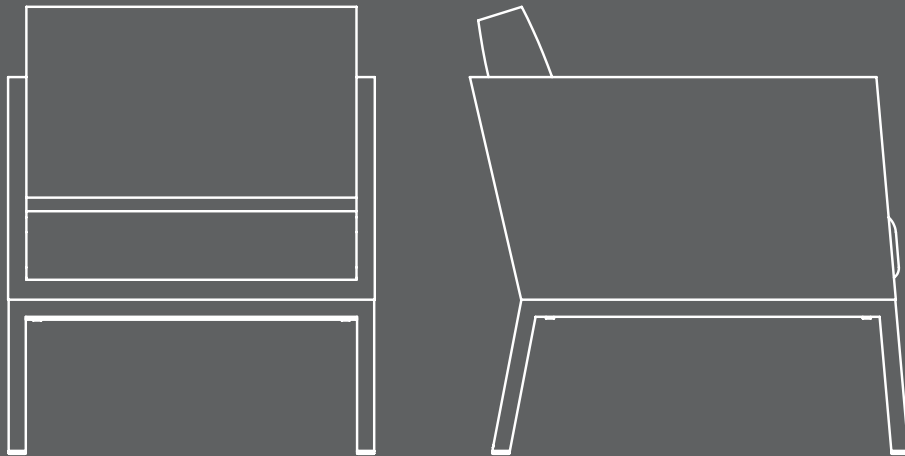
Premium Teak | Smooth (F24)

TABLE TOP

*Premium Teak | Smooth (T24)

**HPL (High Pressure Laminate)






JAYDU

Design by Vincent Cantaert & Barbara Widiningtias







JAYDU Lounge 1-Seater (Royal Black)*
MG15568

W 25"	64 cm	Unit	1 / Box	
D 30.5"	77 cm	Volume	13.5 ft ³	0.38 m ³
H 30.5"	78 cm	Nett	22 lb	10 kg
SH 17"	43 cm	Gross	29 lb	13 kg
AH 26"	66 cm			



JAYDU Lounge 1-Seater (Stamskin)**
MG15568

W 25"	64 cm	Unit	1 / Box	
D 30.5"	77 cm	Volume	13.5 ft ³	0.38 m ³
H 30.5"	78 cm	Nett	22 lb	10 kg
SH 17"	43 cm	Gross	29 lb	13 kg
AH 26"	66 cm			



JAYDU End Table (Teak)***
MG15689

L 23.5"	60 cm	Unit	1 / Box	
W 23.5"	60 cm	Volume	7.5 ft ³	0.21 m ³
H 19"	48 cm	Nett	15 lb	7 kg
		Gross	22 lb	10 kg



JAYDU Lounge 2-Seater (Royal Black)*
MG15569

W 55"	140 cm	Unit	1 / Box	
D 30.5"	77 cm	Volume	29 ft ³	0.82 m ³
H 30.5"	78 cm	Nett	33 lb	15 kg
SH 17"	43 cm	Gross	51 lb	23 kg
AH 26"	66 cm			



JAYDU Lounge 2-Seater (Stamskin)**
MG15569

W 55"	140 cm	Unit	1 / Box	
D 30.5"	77 cm	Volume	29 ft ³	0.82 m ³
H 30.5"	78 cm	Nett	33 lb	15 kg
SH 17"	43 cm	Gross	51 lb	23 kg
AH 26"	66 cm			



JAYDU Coffee Table (Teak)***
MG15687

L 47"	120 cm	Unit	1 / Box	
W 23.5"	60 cm	Volume	12 ft ³	0.35 m ³
H 15.5"	40 cm	Nett	37 lb	17 kg
		Gross	44 lb	20 kg



JAYDU Lounge 3-Seater (Royal Black)*
MG1313

W 78.5"	200 cm	Unit	1 / Box	
D 30.5"	77 cm	Volume	41 ft ³	1.16 m ³
H 30.5"	78 cm	Nett	49 lb	22 kg
SH 17"	43 cm	Gross	66 lb	30 kg
AH 26"	66 cm			



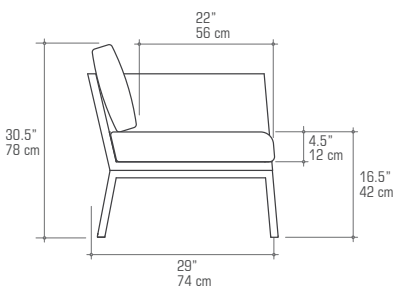
JAYDU Lounge 3-Seater (Stamskin)**
MG1313

W 78.5"	200 cm	Unit	1 / Box	
D 30.5"	77 cm	Volume	41 ft ³	1.16 m ³
H 30.5"	78 cm	Nett	49 lb	22 kg
SH 17"	43 cm	Gross	66 lb	30 kg
AH 26"	66 cm			



JAYDU End Table (HPL)****
MG15690

L 23.5"	60 cm	Unit	1 / Box	
W 23.5"	60 cm	Volume	8 ft ³	0.22 m ³
H 19"	48 cm	Nett	20 lb	9 kg
		Gross	26 lb	12 kg



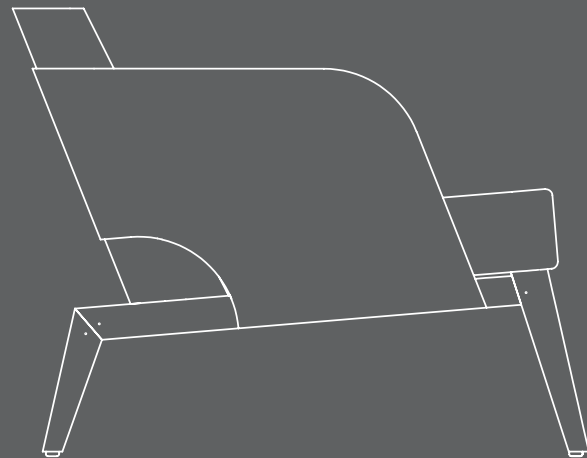
JAYDU Coffee Table (HPL)****
MG15688

L 47"	120 cm	Unit	1 / Box	
W 23.5"	60 cm	Volume	13 ft ³	0.36 m ³
H 15.5"	40 cm	Nett	37 lb	17 kg
		Gross	44 lb	20 kg

FRAME
Powder Coated Aluminum

UPHOLSTERY
*Smart Textiles - Royal Black (S25)
**Faux-leather

TABLE TOP
***Recycled Teak | Smooth (T30)
****HPL (High Pressure Laminate)

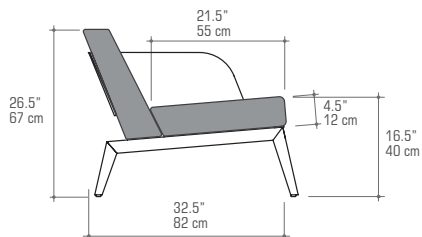


KAAT

Design by Barbara Widiningtias







KAAT 1-Seater

MG2900

W 29.5"	75 cm	Unit	1 / Box	
D 34.5"	87 cm	Volume	16 ft ³	0.45 m ³
H 26.5"	67 cm	Nett	44 lb	20 kg
SH 15.5"	40 cm	Gross	57 lb	26 kg
AH 23"	58 cm			



KAAT 2-Seater

MG2901

W 55"	140 cm	Unit	1 / Box	
D 34.5"	87 cm	Volume	29 ft ³	0.81 m ³
H 26.5"	67 cm	Nett	77 lb	35 kg
SH 15.5"	40 cm	Gross	108 lb	49 kg
AH 23"	58 cm			



KAAT Side Table

MG2904

L 21.5"	55 cm	Unit	1 / Box	
W 15"	38 cm	Volume	5 ft ³	0.13 m ³
H 19.5"	50 cm	Nett	9 lb	4 kg
		Gross	13 lb	6 kg



KAAT Coffee Table Medium

MG2902

L 31.5"	80 cm	Unit	1 / Box	
W 18"	46 cm	Volume	6 ft ³	0.17 m ³
H 14"	36 cm	Nett	11 lb	5 kg
		Gross	18 lb	8 kg



KAAT Coffee Table Large

MG2903

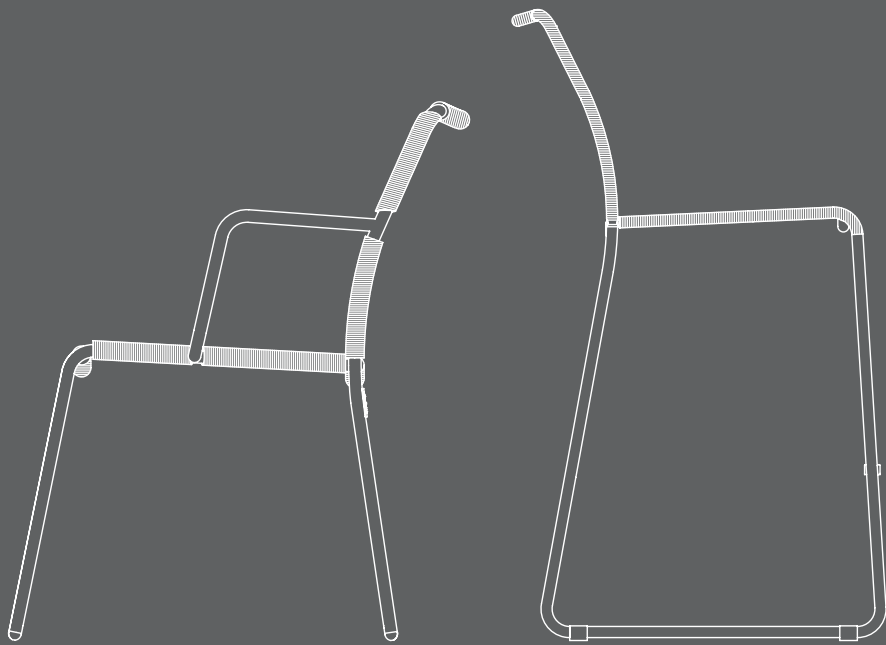
L 46"	117 cm	Unit	1 / Box	
W 26"	66 cm	Volume	14 ft ³	0.39 m ³
H 16.5"	42 cm	Nett	22 lb	10 kg
		Gross	29 lb	13 kg

FRAME

Premium Teak | Smooth (F24)

TABLE TOP / SHELL

Powder Coated Aluminum - Ultra Durable



MANDA

Design by Vincent Cantaert & Barbara Widiningtias







MANDA Chair Woven

MG2718



W	23"	59 cm	Unit	4 / Box	
D	27"	69 cm	Volume	4 ft3	0.12 m3
H	31.5"	80 cm	Nett	9 lb	4 kg
SH	17.5"	44 cm	Gross	13 lb	6 kg
AH	25.5"	65 cm			



Optional Padded Cushion - MANDA Chair

CU66

Thickness 0.8" | 2 cm



MANDA Bar Side Chair

MG2747

W	19"	48 cm	Unit	1 / Box	
D	25"	64 cm	Volume	14 ft3	0.40 m3
H	42.5"	108 cm	Nett	13 lb	6 kg
SH	29"	74 cm	Gross	22 lb	10 kg



MANDA Bar Armchair

MG2749

W	23"	58 cm	Unit	1 / Box	
D	25"	64 cm	Volume	16.5 ft3	0.47 m3
H	42.5"	108 cm	Nett	15 lb	7 kg
SH	29"	74 cm	Gross	24 lb	11 kg
AH	38"	96 cm			

FIBER WEAVE | ROUND



W13 - SNOW WHITE



W09 - AMAZON



W10 - HONEY



W14 - PEPPER



MAXXIMUS
MAMAGREEN Design Lab













MAXXIMUS Bench
71" / 180 cm

MAXX05 HPL / Powder Coated Galvanized Steel

MAXX31 HPL / Stainless Steel

L	71" 180 cm
W	17" 43 cm
H	17.5" 45 cm

Unit	1 / Box	
Volume	10.5 ft ³	0.30 m ³
Nett	60 lb	27 kg
Gross	66 lb	30 kg



MAXXIMUS Bench
82.5" / 210 cm

MAXX07 HPL / Powder Coated Galvanized Steel

MAXX32 HPL / Stainless Steel

L	82.5" 210 cm
W	17" 43 cm
H	17.5" 45 cm

Unit	1 / Box	
Volume	12 ft ³	0.35 m ³
Nett	66 lb	30 kg
Gross	73 lb	33 kg



MAXXIMUS Bench
94.5" / 240 cm

MAXX14 HPL / Powder Coated Galvanized Steel

MAXX35 HPL / Stainless Steel

L	94.5" 240 cm
W	17" 43 cm
H	18" 45 cm

Unit	1 / Box	
Volume	14 ft ³	0.40 m ³
Nett	73 lb	33 kg
Gross	82 lb	37 kg



MAXXIMUS Table
84.5" x 39.5" / 215 x 100 cm

MAXX13 HPL / Powder Coated Galvanized Steel

MAXX34 HPL / Stainless Steel

L	84.5" 215 cm
W	39.5" 100 cm
H	30" 76 cm
CH	27" 68 cm

Unit	Crate	
Volume	59 ft ³	1.67 m ³
Nett	209 lb	95 kg
Gross	419 lb	190 kg



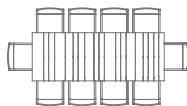
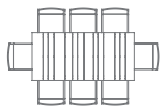
MAXXIMUS Table
108" x 39.5" / 274 x 100 cm

MAXX12 HPL / Powder Coated Galvanized Steel

MAXX33 HPL / Stainless Steel

L	108" 274 cm
W	39.5" 100 cm
H	30" 76 cm
CH	27" 68 cm

Unit	Crate	
Volume	60 ft ³	1.70 m ³
Nett	231 lb	105 kg
Gross	441 lb	200 kg



* Table simulation using
MONO Dining Chair | MAXXIMUS Bench 71" / 180 cm | MAXXIMUS Bench 94.5" / 240 cm

FRAME

Powder Coated Galvanized Steel
Stainless Steel 304 Hairline (F18)

TOP / SEATREST

HPL (High Pressure Laminate)



Table extension comes with wheels suitable for use on patios, decking or ceramic tiles. Used on non-solid, uneven surfaces such as lawn or sand is not recommended.
Telescope extension mechanism by Pöttker Germany



MAXXIMUS Extension Table
84"-110"-135.5" x 39.5" / 215-280-345 x 100 cm

MAXX01 **HPL / Powder Coated Galvanized Steel**
(Matching bench MAXX05)

MAXX29 **HPL / Stainless Steel**
(Matching bench MAXX31)

L	84"-110"-135.5"	215-280-345 cm
W	39.5"	100 cm
H	30"	76 cm
CH	27"	68 cm

	Unit	Crate
Volume	73 ft ³	2.07 m ³
Nett	269 lb	122 kg
Gross	401 lb	182 kg



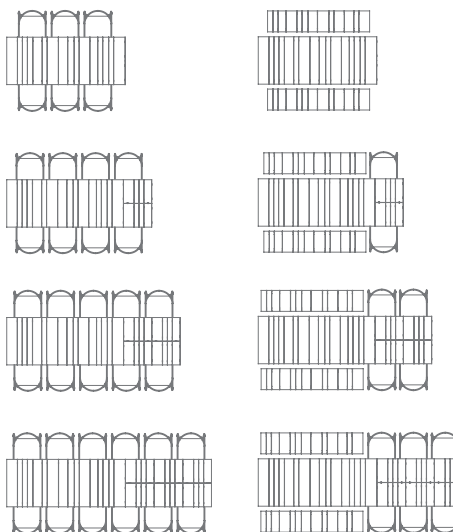
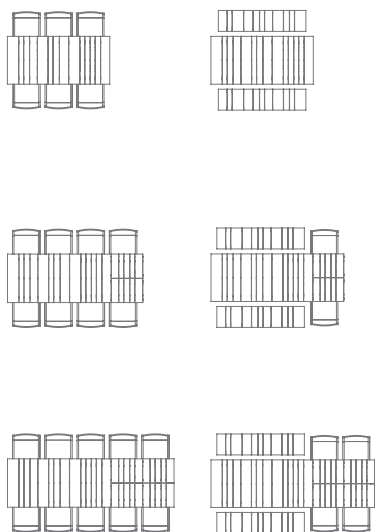
MAXXIMUS Extension Table
96.5"-120"-143"-166.5" x 39.5" / 245-305-365-425 x 100 cm

MAXX03 **HPL / Powder Coated Galvanized Steel**
(Matching bench MAXX07)

MAXX30 **HPL / Stainless Steel**
(Matching bench MAXX32)

L	96.5"-120"-143"-166.5"	245-305-365-425 cm
W	39.5"	100 cm
H	30"	76 cm
CH	27"	68 cm

	Unit	Crate
Volume	82 ft ³	2.31 m ³
Nett	342 lb	155 kg
Gross	531 lb	241 kg



FRAME
Powder Coated Galvanized Steel
Stainless Steel 304 Hairline (F18)

TOP
HPL (High Pressure Laminate)

* Table simulation using OHANA Dining Chair | MONO Dining Chair







MAXXIMUS Bench
71" / 180 cm

MAXX06

Recycled Teak / Powder Coated Galvanized Steel

MAXX17

Premium Teak / Powder Coated Galvanized Steel

MAXX24 **Recycled Teak / Stainless Steel**

MAXX38 **Premium Teak / Stainless Steel**

L 71" | 180 cm
W 17" | 43 cm
H 17.5" | 45 cm

Unit	1 / Box	
Volume	9.5 ft ³	0.27 m ³
Nett	46 lb	21 kg
Gross	53 lb	24 kg



MAXXIMUS Bench
82.5" / 210 cm

MAXX08

Recycled Teak / Powder Coated Galvanized Steel

MAXX18

Premium Teak / Powder Coated Galvanized Steel

MAXX25 **Recycled Teak / Stainless Steel**

MAXX39 **Premium Teak / Stainless Steel**

L 82.5" | 210 cm
W 17" | 43 cm
H 17.5" | 45 cm

Unit	1 / Box	
Volume	11 ft ³	0.31 m ³
Nett	53 lb	24 kg
Gross	60 lb	27 kg



MAXXIMUS Bench
94.5" / 240 cm

MAXX11

Recycled Teak / Powder Coated Galvanized Steel

MAXX21

Premium Teak / Powder Coated Galvanized Steel

MAXX28 **Recycled Teak / Stainless Steel**

MAXX42 **Premium Teak / Stainless Steel**

L 94.5" | 240 cm
W 17" | 43 cm
H 18" | 45 cm

Unit	1 / Box	
Volume	12 ft ³	0.35 m ³
Nett	62 lb	28 kg
Gross	71 lb	32 kg



MAXXIMUS Table
84.5" x 39.5" / 215 x 100 cm

MAXX10

Recycled Teak / Powder Coated Galvanized Steel

MAXX20

Premium Teak / Powder Coated Galvanized Steel

MAXX27 **Recycled Teak / Stainless Steel**

MAXX41 **Premium Teak / Stainless Steel**

L 84.5" | 215 cm
W 39.5" | 100 cm
H 30" | 76 cm
CH 27" | 68 cm

Unit	Crate	
Volume	59 ft ³	1.67 m ³
Nett	187 lb	85 kg
Gross	397 lb	180 kg



MAXXIMUS Table
108" x 39.5" / 274 x 100 cm

MAXX09

Recycled Teak / Powder Coated Galvanized Steel

MAXX19



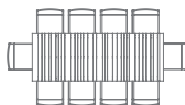
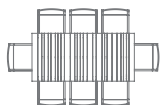
Premium Teak / Powder Coated Galvanized Steel

MAXX26 **Recycled Teak / Stainless Steel**

MAXX40 **Premium Teak / Stainless Steel**

L 108" | 274 cm
W 39.5" | 100 cm
H 30" | 76 cm
CH 27" | 68 cm

Unit	Crate	
Volume	60 ft ³	1.70 m ³
Nett	203 lb	92 kg
Gross	412 lb	187 kg



* Table simulation using
MG5232 MDND Dining Chair | MAXXIMUS Bench 71" / 180 cm | MAXXIMUS Bench 94.5" / 240 cm

FRAME

Powder Coated Galvanized Steel
Stainless Steel 304 Hairline (F18)

TOP / SEATREST

Premium Teak | Smooth (T24)
Recycled Teak | Brushed (T31)



Table extension comes with wheels suitable for use on patios, decking or ceramic tiles. Used on non-solid, uneven surfaces such as lawn or sand is not recommended.

Telescope extension mechanism by Pöttker Germany



MAXXIMUS Extension Table
84"-110"-135.5" x 39.5" / 215-280-345 x 100 cm

MAXXD2 **Recycled Teak / Powder Coated Galvanized Steel**
 (Matching bench MAXXD6)

MAXX15 **Premium Teak / Powder Coated Galvanized Steel**
 (Matching bench MAXX17)

MAXX22 **Recycled Teak / Stainless Steel**
 (Matching bench MAXX24)

MAXX36 **Premium Teak / Stainless Steel**
 (Matching bench MAXX38)

L	84"-110"-135.5"		215-280-345 cm		
W	39.5"		100 cm		
H	30"		76 cm		
CH	27"		68 cm		
				Unit	Crate
				Volume	63 ft3 1.79 m3
				Nett	220 lb 100 kg
				Gross	353 lb 160 kg



MAXXIMUS Extension Table
96.5"-120"-143"-166.5" x 39.5" / 245-305-365-425 x 100 cm

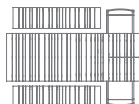
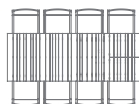

MAXXD4 **Recycled Teak / Powder Coated Galvanized Steel**
 (Matching bench MAXXD8)

MAXX16 **Premium Teak / Powder Coated Galvanized Steel**
 (Matching bench MAXX18)

MAXX23 **Recycled Teak / Stainless Steel**
 (Matching bench MAXX25)

MAXX37 **Premium Teak / Stainless Steel**
 (Matching bench MAXX39)

L	96.5"-120"-143"-166.5"		245-305-365-425 cm		
W	39.5"		100 cm		
H	30"		76 cm		
CH	27"		68 cm		
				Unit	Crate
				Volume	71 ft3 2.01 m3
				Nett	287 lb 130 kg
				Gross	476 lb 216 kg



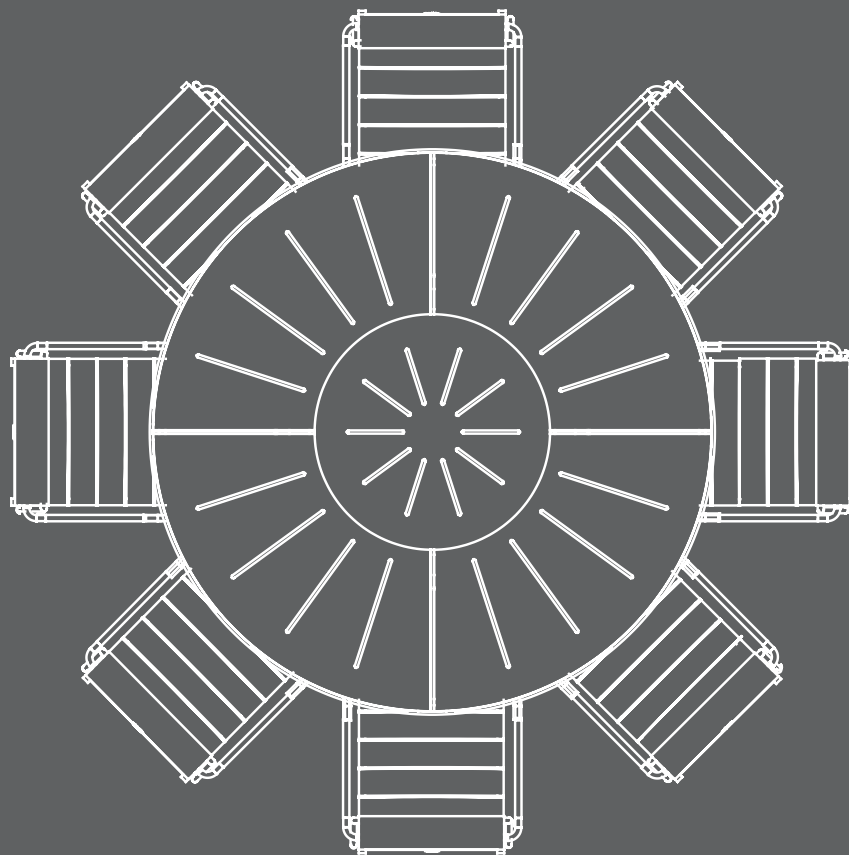
* Table simulation using OHANA Dining Chair | MONO Dining Chair

FRAME

Powder Coated Galvanized Steel
 Stainless Steel 304 Hairline (F18)

TOP

Premium Teak | Smooth (T24)
 Recycled Teak | Brushed (T31)



meika

Design by Vincent Cantaert & Barbara Widiningtias







MEIKA Stacking Chair (Wicker) 
MG3200

W	22" 56 cm	Unit	4 / Box	
D	26.5" 67 cm	Volume	4 ft ³	0.12 m ³
H	32.5" 82 cm	Nett	13 lb	6 kg
SH	18" 46 cm	Gross	20 lb	9 kg
AH	25" 64 cm			



Optional Padded Cushion - MEIKA Stacking Chair
CU70

Thickness 0.8" | 2 cm

FIBER WEAVE | ROUND



W13 - SNOW WHITE




W09 - AMAZON



W10 - HONEY




W14 - PEPPER



MEIKA Round Table Dia 71" / 180 cm (Teak)
with rotating tray*

MG3201


Ø	71" 180 cm	Unit	Crate	
H	31" 79 cm	Volume	60 ft ³	1.69 m ³
CH	26.5" 67 cm	Nett	165 lb	75 kg
		Gross	364 lb	165 kg



MEIKA Round Table Dia 85" / 216 cm (Teak)
with rotating tray*

MG3252


Ø	85" 216 cm	Unit	Crate	
H	31" 79 cm	Volume	83 ft ³	2.36 m ³
CH	26.5" 67 cm	Nett	207 lb	94 kg
		Gross	410 lb	186 kg



MEIKA Round Table Dia 71" / 180 cm (HPL)
with rotating tray**

MG3235

Ø	71" 180 cm	Unit	Crate	
H	31" 79 cm	Volume	60 ft ³	1.69 m ³
CH	26.5" 67 cm	Nett	179 lb	81 kg
		Gross	390 lb	177 kg



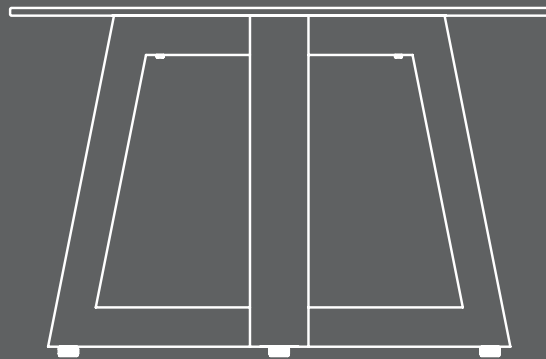
MEIKA Round Table Dia 85" / 216 cm (HPL)
with rotating tray**

MG3253

Ø	85" 216 cm	Unit	Crate	
H	31" 79 cm	Volume	83 ft ³	2.36 m ³
CH	26.5" 67 cm	Nett	256 lb	116 kg
		Gross	470 lb	213 kg

*Table simulation using MEIKA Stacking Chair
Custom Dimensions Available

FRAME / BASE Powder Coated Stainless Steel Stainless Steel 304 Hairline (F18)	WEAVING Fiber Weave Round	SEATREST Recycled Teak Brushed (T31)	TABLE TOP *Random Laminated Teak **HPL (High Pressure Laminate)
--	---------------------------------------	--	--



mono

Design by Vincent Cantaert & Barbara Widiningtias



MAMAGREEN



MONO Lounge Table (Teak)*
MG5532

Ø 27.5" | 70 cm
H 19" | 48 cm

Unit	1 / Box	
Volume	10 ft3	0.28 m3
Nett	26 lb	12 kg
Gross	39 lb	18 kg



MONO Lounge Table (Teak)*
MG5300

Ø 43.5" | 110 cm
H 17" | 43 cm

Unit	1 / Box	
Volume	21.5 ft3	0.61 m3
Nett	45 lb	21 kg
Gross	68 lb	31 kg



MONO Lounge Table (HPL)**
MG17466

Ø 21" | 54 cm
H 17.5" | 45 cm

Unit	1 / Box	
Volume	9 ft3	0.25 m3
Nett	44 lb	20 kg
Gross	52 lb	24 kg



MONO Lounge Table (HPL)**
MG5294

Ø 27.5" | 70 cm
H 17.5" | 45 cm

Unit	1 / Box	
Volume	10 ft3	0.29 m3
Nett	60 lb	27 kg
Gross	68 lb	31 kg



MONO Lounge Table (HPL)**
MG5295

Ø 43.5" | 110 cm
H 17" | 43 cm

Unit	1 / Box	
Volume	22 ft3	0.62 m3
Nett	84 lb	38 kg
Gross	93 lb	42 kg

FRAME

Powder Coated Aluminum

TABLE TOP

*Recycled Teak | Brushed (T31)

**HPL (High Pressure Laminate)



MONO Square Table (Teak)*
MG5291

L 28.5" | 73 cm
W 28.5" | 73 cm
H 10" | 26 cm

Unit		1 / Box	
Volume	6 ft3	0.18	m3
Nett	33 lb	15	kg
Gross	42 lb	19	kg



MONO Long Table (Teak)*
MG5292

L 59" | 150 cm
W 28.5" | 73 cm
H 10" | 26 cm

Unit		1 / Box	
Volume	13 ft3	0.36	m3
Nett	55 lb	25	kg
Gross	64 lb	29	kg



MONO Long Table With Ice Bin*
MG5293

L 59" | 150 cm
W 29" | 74 cm
H 10" | 26 cm

Unit		1 / Box	
Volume	13 ft3	0.36	m3
Nett	68 lb	31	kg
Gross	77 lb	35	kg



MONO Square Table (HPL)**
MG5289

L 28.5" | 73 cm
W 28.5" | 73 cm
H 14" | 35 cm

Unit		1 / Box	
Volume	9 ft3	0.26	m3
Nett	42 lb	19	kg
Gross	49 lb	22	kg



MONO Long Table (HPL)**
MG5531

L 59" | 150 cm
W 28.5" | 73 cm
H 14" | 35 cm

Unit		1 / Box	
Volume	18 ft3	0.51	m3
Nett	88 lb	40	kg
Gross	99 lb	45	kg



MONO Square Table Small (HPL)**
MG15821

L 28" | 71 cm
W 28" | 71 cm
H 14" | 35 cm

Unit		1 / Box	
Volume	8.5 ft3	0.24	m3
Nett	66 lb	30	kg
Gross	75 lb	34	kg



MONO Square Table Medium (HPL)**
MG15822

L 32" | 81 cm
W 32" | 81 cm
H 17" | 43 cm

Unit		1 / Box	
Volume	13 ft3	0.37	m3
Nett	75 lb	34	kg
Gross	84 lb	38	kg

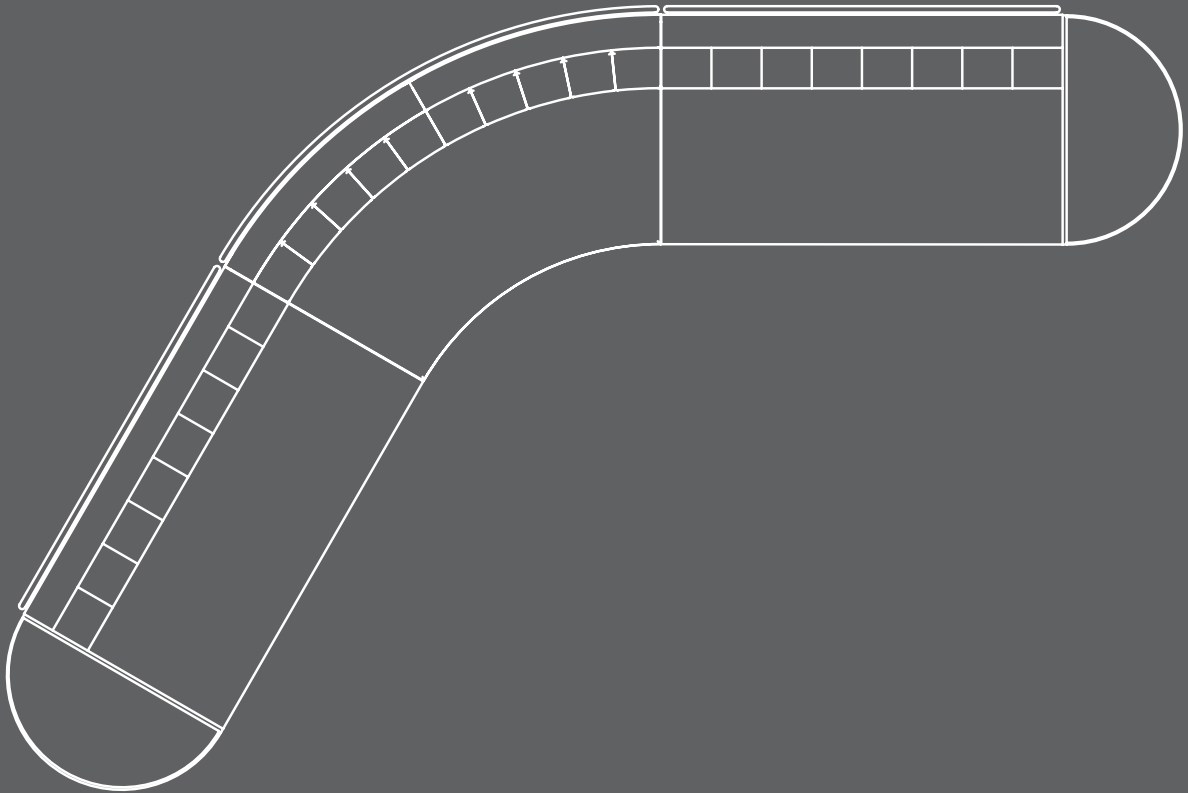
FRAME

Powder Coated Aluminum

TABLE TOP

*Recycled Teak | Brushed (T31)

**HPL (High Pressure Laminate)



munia
MAMAGREEN Design Lab





Inspired and named after the Munia bird, masters in weaving uniquely shaped nests, MUNIA is a creative luxurious deep seating system allowing unique configurations.

Designed to create a plush informal lounge feeling with flair and distinction, MUNIA has comfortably thick cushions with supreme casual ergonomics.

Two different weaving styles are available for the backsupport:

MUNIA NAYA woven in thick braided textile

MUNIA MO woven in multicolored fiber

The backrest comes also in two different heights: regular or high, offering some additional privacy and shade.

The range consists of oversized round seaters (Hug) and daybeds (Island and Dome), as well as a sectional system in various shapes, with matching tables in different heights.

MUNIA, made of performance materials and a sturdy frame with a sled base, is designed for both luxury hospitality and residential use.


Our large selection of colors and materials, creates multiple possibilities to tailor the style of the Munia furniture pieces, and adapt to any outdoor space.

MUNIA NAYA

Introducing: BRAIDING



B01 - DARK ASH



B02 - DOVE GREY



B03 - CACTUS









MUNIA NAYA Hug
MUN112

W	43"	109 cm
D	42"	107 cm
H	27.5"	70 cm
SH	16.5"	42 cm

Unit		1 / Box	
Volume	33 ft3	0.94 m3	
Nett	51 lb	23 kg	
Gross	77 lb	35 kg	



MUNIA NAYA Island Ø 60" / 152 cm
MUN126

W	65"	165 cm
D	62.5"	159 cm
H	27.5"	70 cm
SH	16.5"	42 cm

Unit		Crate	
Volume	102 ft3	2.88 m3	
Nett	117 lb	53 kg	
Gross	370 lb	168 kg	



MUNIA NAYA Hug (High Back)
MUN112H

W	43"	109 cm
D	42"	107 cm
H	39.5"	100 cm
SH	16.5"	42 cm

Unit		1 / Box	
Volume	47 ft3	1.33 m3	
Nett	57 lb	26 kg	
Gross	95 lb	43 kg	



MUNIA NAYA Island Ø 60" / 152 cm (High Back)
MUN126H

W	65"	165 cm
D	62.5"	159 cm
H	39.5"	100 cm
SH	16.5"	42 cm

Unit		Crate	
Volume	131 ft3	3.70 m3	
Nett	128 lb	58 kg	
Gross	456 lb	207 kg	



MUNIA Ottoman
MUN008

Ø	24"	60 cm
H	16.5"	42 cm

Unit		1 / Box	
Volume	7 ft3	0.19 m3	
Nett	15 lb	7 kg	
Gross	29 lb	13 kg	



MUNIA NAYA Island Ø 75" / 190 cm
MUN111

W	80" 203 cm	Unit	Crate	
D	77.5" 197 cm	Volume	150 ft3	4.25 m3
H	27.5" 70 cm	Nett	141 lb	64 kg
SH	16.5" 42 cm	Gross	511 lb	232 kg



MUNIA NAYA Dome
MUN121

W	87.5" 222 cm	Unit	Crate	
D	83.5" 212 cm	Volume	218 ft3	6.18 m3
H	84" 214 cm	Nett	234 lb	106 kg
SH	16.5" 42 cm	Gross	805 lb	365 kg



MUNIA NAYA Island Ø 75" / 190 cm (High Back)
MUN111H

W	80" 203 cm	Unit	Crate	
D	77.5" 197 cm	Volume	192 ft3	5.45 m3
H	39.5" 100 cm	Nett	154 lb	70 kg
SH	16.5" 42 cm	Gross	631 lb	286 kg



MUNIA NAYA Dome (High Back)
MUN121H

W	87.5" 222 cm	Unit	Crate	
D	83.5" 212 cm	Volume	270 ft3	7.64 m3
H	84" 214 cm	Nett	245 lb	111 kg
SH	16.5" 42 cm	Gross	944 lb	428 kg

FRAME

Powder Coated Aluminum

SHELL

Braiding

SHADE

Regular Sling
Premium Sling

CURTAIN

Olefin - Polyester

MUNIA NAYA

Modular System

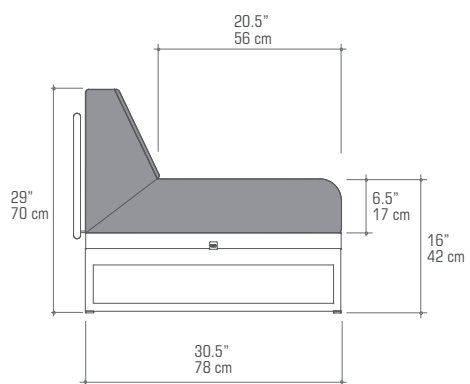




**SIDE TRAY
RECYCLED TEAK
WITH REVERSE LIVE EDGE
DETAILING**



**SIDE TRAY
HPL (HIGH PRESSURE LAMINATE)**





MUNIA NAYA Corner
MUN120

W	59.5" 151 cm	Unit	1 / Box	
D	37.5" 95 cm	Volume	33 ft3	0.94 m3
H	27.5" 70 cm	Nett	51 lb	23 kg
SH	16.5" 42 cm	Gross	79 lb	36 kg



MUNIA NAYA Curved Modular System Half Back - Left
MUN113

W	70.5" 179 cm	Unit	1 / Box	
D	39" 99 cm	Volume	47 ft3	1.34 m3
H	27.5" 70 cm	Nett	55 lb	25 kg
SH	16.5" 42 cm	Gross	88 lb	40 kg



MUNIA NAYA Curved Modular System Half Back - Right
MUN114

W	70.5" 179 cm	Unit	1 / Box	
D	39" 99 cm	Volume	47 ft3	1.34 m3
H	27.5" 70 cm	Nett	55 lb	25 kg
SH	16.5" 42 cm	Gross	88 lb	40 kg



MUNIA NAYA Left Hand Modular System (Teak)*
MUN318

W	71" 180 cm	Unit	1 / Box	
D	34" 87 cm	Volume	42 ft3	1.20 m3
H	27.5" 70 cm	Nett	73 lb	33 kg
SH	16.5" 42 cm	Gross	104 lb	47 kg



MUNIA NAYA Curved Left Hand Modular System (Teak)*
MUN315

W	78" 199 cm	Unit	1 / Box	
D	41" 105 cm	Volume	56 ft3	1.58 m3
H	27.5" 70 cm	Nett	84 lb	38 kg
SH	16.5" 42 cm	Gross	119 lb	54 kg



MUNIA NAYA Curved Right Hand Modular System (Teak)*
MUN316

W	78" 199 cm	Unit	1 / Box	
D	41" 105 cm	Volume	56 ft3	1.58 m3
H	27.5" 70 cm	Nett	84 lb	38 kg
SH	16.5" 42 cm	Gross	119 lb	54 kg



MUNIA NAYA Left Hand Modular System (HPL)**
MUN118

W	71" 180 cm	Unit	1 / Box	
D	34" 87 cm	Volume	42 ft3	1.20 m3
H	27.5" 70 cm	Nett	75 lb	34 kg
SH	16.5" 42 cm	Gross	106 lb	48 kg



MUNIA NAYA Curved Left Hand Modular System (HPL)**
MUN115

W	78" 199 cm	Unit	1 / Box	
D	41" 105 cm	Volume	56 ft3	1.58 m3
H	27.5" 70 cm	Nett	86 lb	39 kg
SH	16.5" 42 cm	Gross	123 lb	56 kg



MUNIA NAYA Curved Right Hand Modular System (HPL)**
MUN116

W	78" 199 cm	Unit	1 / Box	
D	41" 105 cm	Volume	56 ft3	1.58 m3
H	27.5" 70 cm	Nett	86 lb	39 kg
SH	16.5" 42 cm	Gross	123 lb	56 kg

FRAME
Powder Coated Aluminum

SHELL
Braiding

SIDE TRAY
*Recycled Teak | Brushed (T31)
**HPL (High Pressure Laminate)



MUNIA NAYA Modular System
MUN117

W	55" 140 cm	Unit	1 / Box	
D	34" 87 cm	Volume	33 ft ³	0.94 m ³
H	27.5" 70 cm	Nett	62 lb	28 kg
SH	16.5" 42 cm	Gross	86 lb	39 kg



MUNIA NAYA Curved Modular System
MUN103

W	72" 183 cm	Unit	1 / Box	
D	39" 99 cm	Volume	53 ft ³	1.51 m ³
H	27.5" 70 cm	Nett	71 lb	32 kg
SH	16.5" 42 cm	Gross	106 lb	48 kg



MUNIA NAYA Curved Modular System (High Back)
MUN103H

W	72" 183 cm	Unit	1 / Box	
D	39" 99 cm	Volume	75 ft ³	2.13 m ³
H	39.5" 100 cm	Nett	79 lb	36 kg
SH	16.5" 42 cm	Gross	128 lb	58 kg



MUNIA NAYA Right Hand Modular System (Teak)*
MUN319

W	71" 180 cm	Unit	1 / Box	
D	34" 87 cm	Volume	42 ft ³	1.20 m ³
H	27.5" 70 cm	Nett	73 lb	33 kg
SH	16.5" 42 cm	Gross	104 lb	47 kg



MUNIA NAYA Curved Left Hand Modular System (Teak Top | High Back)*
MUN315H

W	78" 199 cm	Unit	1 / Box	
D	41" 105 cm	Volume	83 ft ³	2.35 m ³
H	39.5" 100 cm	Nett	93 lb	42 kg
SH	16.5" 42 cm	Gross	143 lb	65 kg



MUNIA NAYA Curved Right Hand Modular System (Teak Top | High Back)*
MUN316H

W	78" 199 cm	Unit	1 / Box	
D	41" 105 cm	Volume	83 ft ³	2.35 m ³
H	39.5" 100 cm	Nett	93 lb	42 kg
SH	16.5" 42 cm	Gross	143 lb	65 kg



MUNIA NAYA Right Hand Modular System (HPL)**
MUN119

W	71" 180 cm	Unit	1 / Box	
D	34" 87 cm	Volume	42 ft ³	1.20 m ³
H	27.5" 70 cm	Nett	75 lb	34 kg
SH	16.5" 42 cm	Gross	106 lb	48 kg



MUNIA NAYA Curved Left Hand Modular System (HPL Top | High Back)**
MUN115H

W	78" 199 cm	Unit	1 / Box	
D	41" 105 cm	Volume	83 ft ³	2.35 m ³
H	39.5" 100 cm	Nett	95 lb	43 kg
SH	16.5" 42 cm	Gross	146 lb	66 kg



MUNIA NAYA Curved Right Hand Modular System (HPL Top | High Back)**
MUN116H

W	78" 199 cm	Unit	1 / Box	
D	41" 105 cm	Volume	83 ft ³	2.35 m ³
H	39.5" 100 cm	Nett	95 lb	43 kg
SH	16.5" 42 cm	Gross	146 lb	66 kg

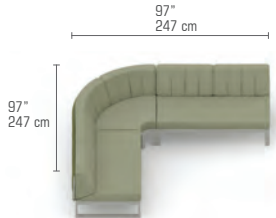
FRAME
Powder Coated Aluminum

SHELL
Braiding

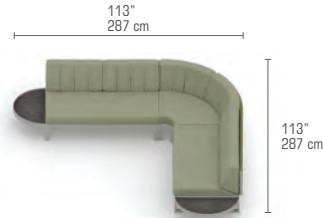
SIDE TRAY
*Recycled Teak | Brushed (T31)
**HPL (High Pressure Laminate)



SUGGESTED CONFIGURATIONS
90° Angle Configurations

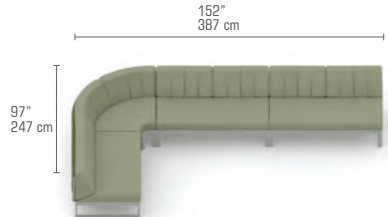


MNCO-1 MUNIA NAYA 90° ANGLE Configuration 1
(2X) MUN117 + MUN120



MNCO-2 MUNIA NAYA 90° ANGLE Configuration 2 (HPL)
MUN119 + MUN120 + MUN118

MNCO-3 MUNIA NAYA 90° ANGLE Configuration 3 (TEAK)
MUN319 + MUN120 + MUN318



MNCO-4 MUNIA NAYA 90° ANGLE Configuration 4
(3X) MUN117 + MUN120



MNCO-5 MUNIA NAYA 90° ANGLE Configuration 5
(3X) MUN117 + MUN120



MNCO-6 MUNIA NAYA 90° ANGLE Configuration 6 (HPL)
MUN119 + MUN120 + MUN117 + MUN118

MNCO-7 MUNIA NAYA 90° ANGLE Configuration 7 (TEAK)
MUN319 + MUN120 + MUN117 + MUN318



MNCO-8 MUNIA NAYA 90° ANGLE Configuration 8 (HPL)
MUN119 + MUN117 + MUN120 + MUN118

MNCO-9 MUNIA NAYA 90° ANGLE Configuration 9 (TEAK)
MUN319 + MUN117 + MUN120 + MUN318

Custom Configurations Available



SUGGESTED CONFIGURATIONS
135° Angle Configurations



MNCO-10 MUNIA NAYA 135° ANGLE Configuration 1
(2X) MUN117 + MUN103



MNCO-11 MUNIA NAYA 135° ANGLE Configuration 2 (HPL)
MUN119 + MUN103 + MUN118

MNCO-12 MUNIA NAYA 135° ANGLE Configuration 3 (TEAK)
MUN319 + MUN103 + MUN318



MNCO-13 MUNIA NAYA 135° ANGLE Configuration 4
(3X) MUN117 + MUN103



MNCO-14 MUNIA NAYA 135° ANGLE Configuration 5
(3X) MUN117 + MUN103



MNCO-15 MUNIA NAYA 135° ANGLE Configuration 6 (HPL)
MUN119 + MUN103 + MUN117 + MUN118

MNCO-16 MUNIA NAYA 135° ANGLE Configuration 7 (TEAK)
MUN319 + MUN103 + MUN117 + MUN318




MNCO-17 MUNIA NAYA 135° ANGLE Configuration 8 (HPL)
MUN119 + MUN117 + MUN103 + MUN118

MNCO-18 MUNIA NAYA 135° ANGLE Configuration 9 (TEAK)
MUN319 + MUN117 + MUN103 + MUN318

Custom Configurations Available



SUGGESTED CONFIGURATIONS
Straight Configurations



MNSCO-1 **MUNIA NAYA STRAIGHT Configuration 1**
(2X) MUN117



MNSCO-2 **MUNIA NAYA STRAIGHT Configuration 2 (HPL)**
MUN119 + MUN118

MNSCO-3 **MUNIA NAYA STRAIGHT Configuration 3 (Teak)**
MUN319 + MUN318



SUGGESTED CONFIGURATIONS
U-Shape Configurations



MNUCO-1 **MUNIA NAYA U-SHAPE Configuration 1**
(3X) MUN117+ (2X) MUN120



MNUCO-2 **MUNIA NAYA U-SHAPE Configuration 2 (HPL)**
MUN119 + (2X) MUN120 + MUN117 + MUN118
MNUCO-3 **MUNIA NAYA U-SHAPE Configuration 3 (Teak)**
MUN319 + (2X) MUN120 + MUN117 + MUN318



SUGGESTED CONFIGURATIONS

Circular Configurations



MNCCO-1 MUNIA NAYA CIRCULAR Configuration 1
MUN113 + MUN114

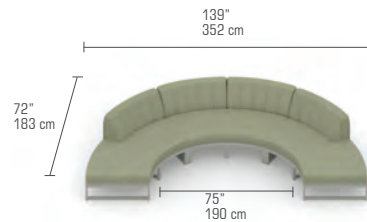


MNCCO-2 MUNIA NAYA CIRCULAR Configuration 2
(2X) MUN103

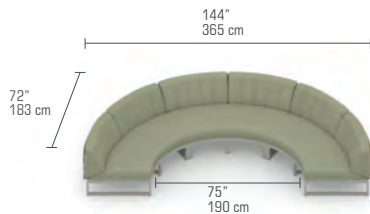


MNCCO-3 MUNIA NAYA CIRCULAR Configuration 3 (HPL)
MUN116 + MUN115


MNCCO-4 MUNIA NAYA CIRCULAR Configuration 4 (TEAK)
MUN316 + MUN315



MNCCO-5 MUNIA NAYA CIRCULAR Configuration 5
MUN113 + MUN103 + MUN114

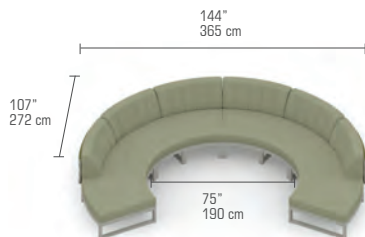


MNCCO-6 MUNIA NAYA CIRCULAR Configuration 6
(3X) MUN103

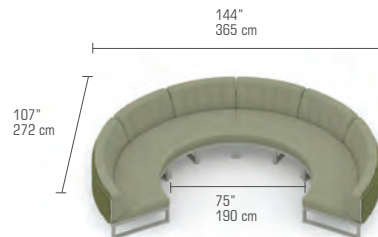


MNCCO-7 MUNIA NAYA CIRCULAR Configuration 7 (HPL)
MUN116 + MUN103 + MUN115

MNCCO-8 MUNIA NAYA CIRCULAR Configuration 8 (TEAK)
MUN316 + MUN103 + MUN315



MNCCO-9 MUNIA NAYA CIRCULAR Configuration 9
MUN113 + (2X) MUN103 + MUN114



MNCCO-10 MUNIA NAYA CIRCULAR Configuration 10
(4X) MUN103

Custom Configurations Available

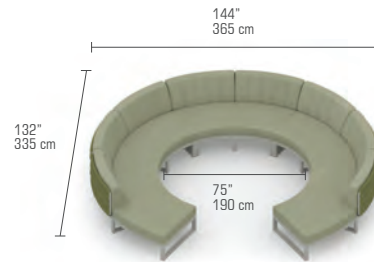


MNCCO-11 **MUNIA NAYA CIRCULAR Configuration 11 (HPL)**

MUN116 + (2X) MUN103 + MUN115

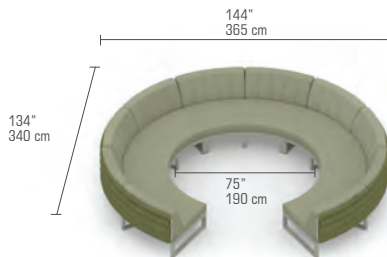
MNCCO-12 **MUNIA NAYA CIRCULAR Configuration 12 (TEAK)**

MUN316 + (2X) MUN103 + MUN315



MNCCO-13 **MUNIA NAYA CIRCULAR Configuration 13**

MUN113 + (3X) MUN103 + MUN114

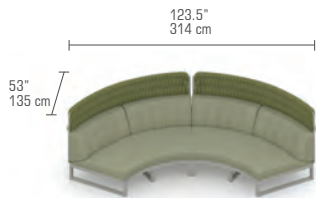


MNCCO-14 **MUNIA NAYA CIRCULAR Configuration 14**


(5X) MUN103

Custom Configurations Available

SUGGESTED CONFIGURATIONS
Circular High Back Configurations

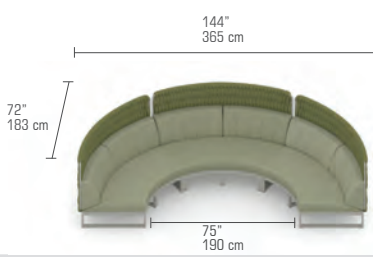


MNCHCO-2 **MUNIA NAYA CIRCULAR High Back Configuration 2**
(2X) MUN103H

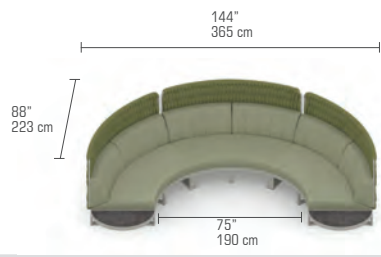


MNCHCO-3 **MUNIA NAYA CIRCULAR High Back Configuration 3 (HPL)**
MUN116H + MUN115H

MNCHCO-4 **MUNIA NAYA CIRCULAR High Back Configuration 4 (TEAK)**
MUN316H + MUN315H

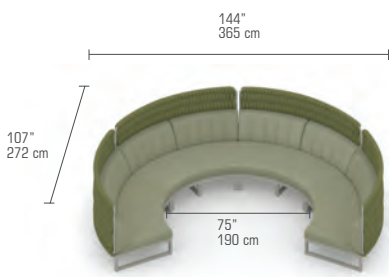


MNCHCO-6 **MUNIA NAYA CIRCULAR High Back Configuration 6**
(3X) MUN103H




MNCHCO-7 **MUNIA NAYA CIRCULAR High Back Configuration 7 (HPL)**
MUN116H + MUN103H + MUN115H

MNCHCO-8 **MUNIA NAYA CIRCULAR High Back Configuration 8 (TEAK)**
MUN316H + MUN103H + MUN315H

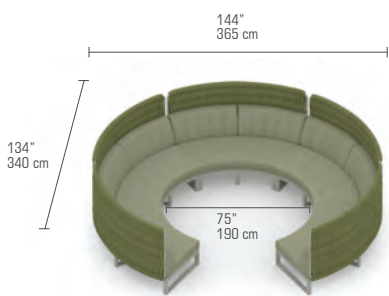


MNCHCO-10 **MUNIA NAYA CIRCULAR High Back Configuration 10**
(4X) MUN103H



MNCHCO-11 **MUNIA NAYA CIRCULAR High Back Configuration 11 (HPL)**
MUN116H + (2X) MUN103H + MUN115H

MNCHCO-12 **MUNIA NAYA CIRCULAR High Back Configuration 12 (TEAK)**
MUN316H + (2X) MUN103H + MUN315H



MNCHCO-14 **MUNIA NAYA CIRCULAR High Back Configuration 14**
(5X) MUN103H

Custom Configurations Available

MUNIA MO

FIBER WEAVE | FLAT PATTERNS

236



W35 - ALABASTER



W38 - ARABESCATO

NEW



W40 - URBAN BLUE


NEW



W25 - MACCHIATO



W27 - BREEZE



W26 - JAVA









MUNIA MO Hug
MUN012

W	40"		102 cm
D	40.5"		103 cm
H	27.5"		70 cm
SH	16.5"		42 cm

Unit		1 / Box	
Volume	31 ft ³	0.87 m ³	
Nett	49 lb	22 kg	
Gross	75 lb	34 kg	



MUNIA MO Island Ø 60" / 152 cm
MUN026

W	62"		158 cm
D	61"		155 cm
H	27.5"		70 cm
SH	16.5"		42 cm

Unit		Crate	
Volume	97 ft ³	2.75 m ³	
Nett	115 lb	52 kg	
Gross	357 lb	162 kg	



MUNIA MO Hug (High Back)
MUN012H

W	40"		102 cm
D	40.5"		103 cm
H	38"		97 cm
SH	16.5"		42 cm

Unit		1 / Box	
Volume	42 ft ³	1.20 m ³	
Nett	55 lb	25 kg	
Gross	90 lb	41 kg	



MUNIA MO Island Ø 60" / 152 cm (High Back)
MUN026H

W	62"		158 cm
D	61"		155 cm
H	38"		97 cm
SH	16.5"		42 cm

Unit		Crate	
Volume	125 ft ³	3.53 m ³	
Nett	126 lb	57 kg	
Gross	441 lb	200 kg	



MUNIA Ottoman
MUN008

Ø	24"		60 cm
H	16.5"		42 cm

Unit		1 / Box	
Volume	7 ft ³	0.19 m ³	
Nett	15 lb	7 kg	
Gross	29 lb	13 kg	



MUNIA MO Island Ø 75" / 190 cm
MUN011

W	77" 196 cm	Unit	Crate	
D	76" 193 cm	Volume	145 ft3	4.10 m3
H	27.5" 70 cm	Nett	139 lb	63 kg
SH	16.5" 42 cm	Gross	496 lb	225 kg



MUNIA MO Dome
MUN021

W	87.5" 222 cm	Unit	Crate	
D	83.5" 212 cm	Volume	205 ft3	5.81 m3
H	84" 214 cm	Nett	231 lb	105 kg
SH	16.5" 42 cm	Gross	774 lb	351 kg



MUNIA MO Island Ø 75" / 190 cm (High Back)
MUN011H

W	77" 196 cm	Unit	Crate	
D	76" 193 cm	Volume	185 ft3	5.25 m3
H	38" 97 cm	Nett	152 lb	69 kg
SH	16.5" 42 cm	Gross	611 lb	277 kg



MUNIA MO Dome (High Back)
MUN021H

W	87.5" 222 cm	Unit	Crate	
D	83.5" 212 cm	Volume	255 ft3	7.22 m3
H	84" 214 cm	Nett	243 lb	110 kg
SH	16.5" 42 cm	Gross	908 lb	412 kg

FRAME

Powder Coated Aluminum

SHELL

Fiber Weave | Flat Patterns

SHADE

Regular Sling
Premium Sling

CURTAIN

Olefin - Polyester

MUNIA MO

Modular System

242

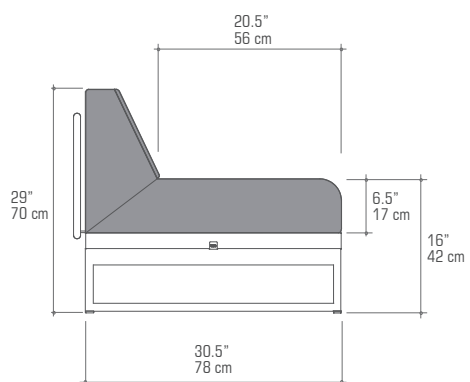




**SIDE TRAY
RECYCLED TEAK
WITH REVERSE LIVE EDGE
DETAILING**



**SIDE TRAY
HPL (HIGH PRESSURE LAMINATE)**





MUNIA MO Corner
MUN020

W	56" 143 cm	Unit	1 / Box	
D	36" 91 cm	Volume	31 ft3	0.87 m3
H	27.5" 70 cm	Nett	51 lb	23 kg
SH	16.5" 42 cm	Gross	77 lb	35 kg



MUNIA MO Curved Modular System Half Back - Left
MUN013

W	69" 175 cm	Unit	1 / Box	
D	38" 96 cm	Volume	44 ft3	1.25 m3
H	27.5" 70 cm	Nett	51 lb	23 kg
SH	16.5" 42 cm	Gross	82 lb	37 kg



MUNIA MO Curved Modular System Half Back - Right
MUN014

W	69" 175 cm	Unit	1 / Box	
D	38" 96 cm	Volume	44 ft3	1.25 m3
H	27.5" 70 cm	Nett	51 lb	23 kg
SH	16.5" 42 cm	Gross	82 lb	37 kg



MUNIA MO Left Hand Modular System (Teak)*
MUN218

W	71" 180 cm	Unit	1 / Box	
D	33" 83 cm	Volume	40 ft3	1.15 m3
H	27.5" 70 cm	Nett	68 lb	31 kg
SH	16.5" 42 cm	Gross	97 lb	44 kg



MUNIA MO Curved Left Hand Modular System (Teak)*
MUN215

W	77" 195 cm	Unit	1 / Box	
D	40" 101 cm	Volume	51 ft3	1.45 m3
H	27.5" 70 cm	Nett	82 lb	37 kg
SH	16.5" 42 cm	Gross	117 lb	53 kg



MUNIA MO Curved Right Hand Modular System (Teak)*
MUN216

W	77" 195 cm	Unit	1 / Box	
D	40" 101 cm	Volume	51 ft3	1.45 m3
H	27.5" 70 cm	Nett	82 lb	37 kg
SH	16.5" 42 cm	Gross	117 lb	53 kg



MUNIA MO Left Hand Modular System (HPL)**
MUN018

W	71" 180 cm	Unit	1 / Box	
D	33" 83 cm	Volume	40 ft3	1.15 m3
H	27.5" 70 cm	Nett	71 lb	32 kg
SH	16.5" 42 cm	Gross	101 lb	46 kg



MUNIA MO Curved Left Hand Modular System (HPL)**
MUN015

W	77" 195 cm	Unit	1 / Box	
D	40" 101 cm	Volume	51 ft3	1.45 m3
H	27.5" 70 cm	Nett	84 lb	38 kg
SH	16.5" 42 cm	Gross	119 lb	54 kg



MUNIA MO Curved Right Hand Modular System (HPL)**
MUN016

W	77" 195 cm	Unit	1 / Box	
D	40" 101 cm	Volume	51 ft3	1.45 m3
H	27.5" 70 cm	Nett	84 lb	38 kg
SH	16.5" 42 cm	Gross	119 lb	54 kg

FRAME

Powder Coated Aluminum

SHELL

Fiber Weave | Flat Patterns

SIDE TRAY

*Recycled Teak | Brushed (T31)

**HPL (High Pressure Laminate)



MUNIA MO Modular System
MUN017

W	55" 140 cm	Unit	1 / Box	
D	33" 83 cm	Volume	32 ft ³	0.90 m ³
H	27.5" 70 cm	Nett	57 lb	26 kg
SH	16.5" 42 cm	Gross	82 lb	37 kg



MUNIA MO Curved Modular System
MUN003

W	69" 175 cm	Unit	1 / Box	
D	38" 96 cm	Volume	48 ft ³	1.37 m ³
H	27.5" 70 cm	Nett	68 lb	31 kg
SH	16.5" 42 cm	Gross	101 lb	46 kg



MUNIA MO Curved Modular System (High Back)
MUN003H

W	69" 175 cm	Unit	1 / Box	
D	38" 96 cm	Volume	66 ft ³	1.87 m ³
H	38" 97 cm	Nett	77 lb	35 kg
SH	16.5" 42 cm	Gross	123 lb	56 kg



MUNIA MO Right Hand Modular System (Teak)*
MUN219

W	71" 180 cm	Unit	1 / Box	
D	33" 83 cm	Volume	40 ft ³	1.15 m ³
H	27.5" 70 cm	Nett	68 lb	31 kg
SH	16.5" 42 cm	Gross	97 lb	44 kg



MUNIA MO Curved Left Hand Modular System (Teak Top | High Back)*
MUN215H

W	77" 195 cm	Unit	1 / Box	
D	40" 101 cm	Volume	76 ft ³	2.15 m ³
H	38" 97 cm	Nett	90 lb	41 kg
SH	16.5" 42 cm	Gross	139 lb	63 kg



MUNIA MO Curved Right Hand Modular System (Teak Top | High Back)*
MUN216H

W	77" 195 cm	Unit	1 / Box	
D	40" 101 cm	Volume	76 ft ³	2.15 m ³
H	38" 97 cm	Nett	90 lb	41 kg
SH	16.5" 42 cm	Gross	139 lb	63 kg



MUNIA MO Right Hand Modular System (HPL)**
MUN019

W	71" 180 cm	Unit	1 / Box	
D	33" 83 cm	Volume	40 ft ³	1.15 m ³
H	27.5" 70 cm	Nett	71 lb	32 kg
SH	16.5" 42 cm	Gross	101 lb	46 kg



MUNIA MO Curved Left Hand Modular System (HPL Top | High Back)**
MUN015H

W	77" 195 cm	Unit	1 / Box	
D	40" 101 cm	Volume	76 ft ³	2.15 m ³
H	38" 97 cm	Nett	93 lb	42 kg
SH	16.5" 42 cm	Gross	141 lb	64 kg



MUNIA MO Curved Right Hand Modular System (HPL Top | High Back)**
MUN016H

W	77" 195 cm	Unit	1 / Box	
D	40" 101 cm	Volume	76 ft ³	2.15 m ³
H	38" 97 cm	Nett	93 lb	42 kg
SH	16.5" 42 cm	Gross	141 lb	64 kg

FRAME
Powder Coated Aluminum

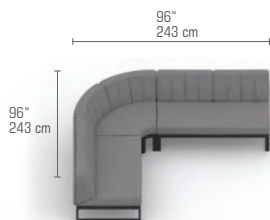
SHELL
Fiber Weave | Flat Patterns

SIDE TRAY
*Recycled Teak | Brushed (T31)
**HPL (High Pressure Laminate)

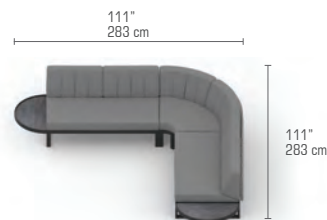


SUGGESTED CONFIGURATIONS

90° Angle Configurations



MMCO-1 MUNIA MO 90° ANGLE Configuration 1
(2X) MUN017 + MUN020

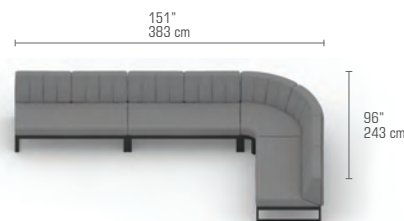


MMCO-2 MUNIA MO 90° ANGLE Configuration 2 (HPL)
MUN019 + MUN020 + MUN018

MMCO-3 MUNIA MO 90° ANGLE Configuration 3 (TEAK)
MUN219 + MUN020 + MUN218



MMCO-4 MUNIA MO 90° ANGLE Configuration 4
(3X) MUN017 + MUN020



MMCO-5 MUNIA MO 90° ANGLE Configuration 5
(3X) MUN017 + MUN020



MMCO-6 MUNIA MO 90° ANGLE Configuration 6 (HPL)
MUN019 + MUN020 + MUN017 + MUN018

MMCO-7 MUNIA MO 90° ANGLE Configuration 7 (TEAK)
MUN219 + MUN020 + MUN017 + MUN218



MMCO-8 MUNIA MO 90° ANGLE Configuration 8 (HPL)
MUN019 + MUN017 + MUN020 + MUN018

MMCO-9 MUNIA MO 90° ANGLE Configuration 9 (TEAK)
MUN219 + MUN017 + MUN020 + MUN218



SUGGESTED CONFIGURATIONS 135° Angle Configurations



MMCO-10 MUNIA MO 135° ANGLE Configuration 1
(2X) MUN017 + MUN003



MMCO-11 MUNIA MO 135° ANGLE Configuration 2 (HPL)
MUN019 + MUN003 + MUN018

MMCO-12 MUNIA MO 135° ANGLE Configuration 3 (TEAK)
MUN219 + MUN003 + MUN218



MMCO-13 MUNIA MO 135° ANGLE Configuration 4
(3X) MUN017 + MUN003



MMCO-14 MUNIA MO 135° ANGLE Configuration 5
(3X) MUN017 + MUN003



MMCO-15 MUNIA MO 135° ANGLE Configuration 6 (HPL)
MUN019 + MUN003 + MUN017 + MUN018

MMCO-16 MUNIA MO 135° ANGLE Configuration 7 (TEAK)
MUN219 + MUN003 + MUN017 + MUN218



MMCO-17 MUNIA MO 135° ANGLE Configuration 8 (HPL)
MUN019 + MUN017 + MUN003 + MUN018


MMCO-18 MUNIA MO 135° ANGLE Configuration 9 (TEAK)
MUN219 + MUN017 + MUN003 + MUN218

Custom Configurations Available



SUGGESTED CONFIGURATIONS

Straight Configurations



MMSCO-1 **MUNIA MO STRAIGHT Configuration 1**
(2X) MUN017



MMSCO-2 **MUNIA MO STRAIGHT Configuration 2 (HPL)**
MUN019 + MUN018
MMSCO-3 **MUNIA MO STRAIGHT Configuration 3 (Teak)**
MUN219 + MUN218



SUGGESTED CONFIGURATIONS
U-Shape Configurations



MMUCO-1 **MUNIA MO U-SHAPE Configuration 1**
(3X) MUN017 + (2X) MUN020

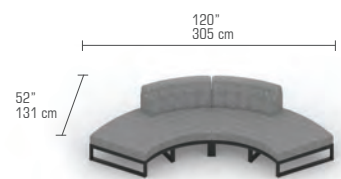


MMUCO-2 **MUNIA MO U-SHAPE Configuration 2 (HPL)**
MUN019 + (2X) MUN020 + MUN017 + MUN018
MMUCO-3 **MUNIA MO U-SHAPE Configuration 3 (Teak)**
MUN219 + (2X) MUN020 + MUN017 + MUN218



SUGGESTED CONFIGURATIONS

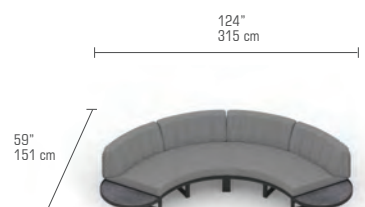
Circular Configurations



MMCCO-1 MUNIA MO CIRCULAR Configuration 1
MUN013 + MUN014

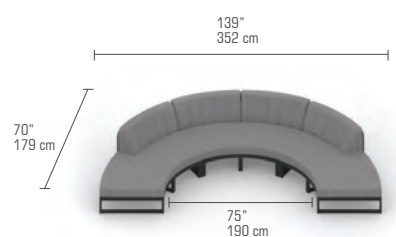


MMCCO-2 MUNIA MO CIRCULAR Configuration 2
(2X) MUN003

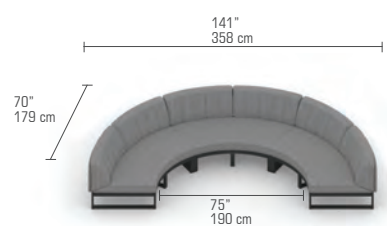


MMCCO-3 MUNIA MO CIRCULAR Configuration 3 (HPL)
MUN016 + MUN015

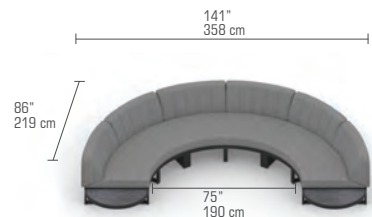
MMCCO-4 MUNIA MO CIRCULAR Configuration 4 (TEAK)
MUN216 + MUN215



MMCCO-5 MUNIA MO CIRCULAR Configuration 5
MUN013 + MUN003 + MUN014

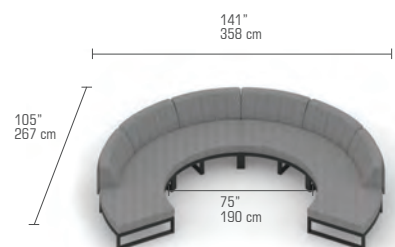


MMCCO-6 MUNIA MO CIRCULAR Configuration 6
(3X) MUN003

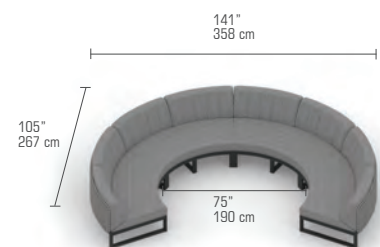


MMCCO-7 MUNIA MO CIRCULAR Configuration 7 (HPL)
MUN016 + MUN003 + MUN015

MMCCO-8 MUNIA MO CIRCULAR Configuration 8 (TEAK)
MUN216 + MUN003 + MUN215

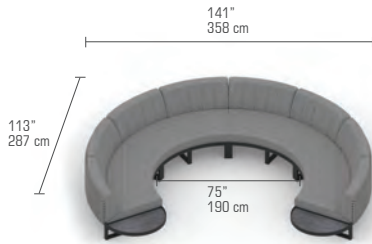


MMCCO-9 MUNIA MO CIRCULAR Configuration 9
MUN013 + (2X) MUN003 + MUN014



MMCCO-10 MUNIA MO CIRCULAR Configuration 10
(4X) MUN003

Custom Configurations Available

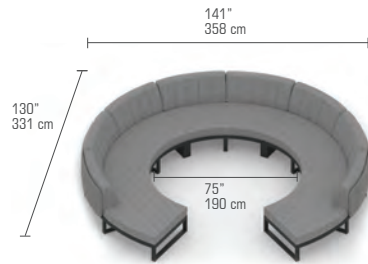


MMCCO-11 **MUNIA MO CIRCULAR Configuration 11 (HPL)**

MUN016 + (2X) MUN003 + MUN015

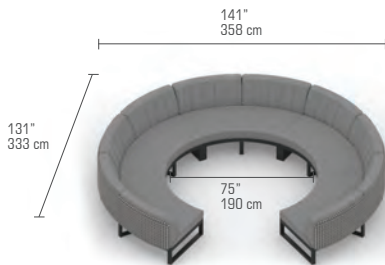
MMCCO-12 **MUNIA MO CIRCULAR Configuration 12 (TEAK)**

MUN216 + (2X) MUN003 + MUN215



MMCCO-13 **MUNIA MO CIRCULAR Configuration 13**

MUN013 + (3X) MUN003 + MUN014




MMCCO-14 **MUNIA MO CIRCULAR Configuration 14**

(5X) MUN003

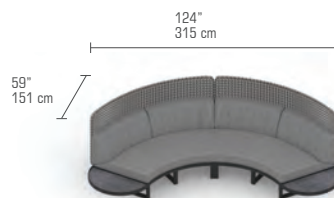
SUGGESTED CONFIGURATIONS

Circular High Back Configurations



MMCHCO-2 **MUNIA MO CIRCULAR High Back Configuration 2**

(2X) MUN003H

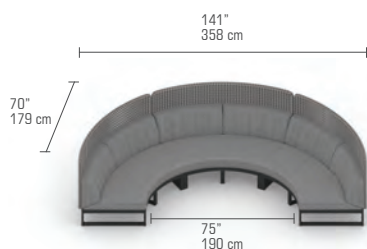


MMCHCO-3 **MUNIA MO CIRCULAR High Back Configuration 3 (HPL)**

MUN016H + MUN015H

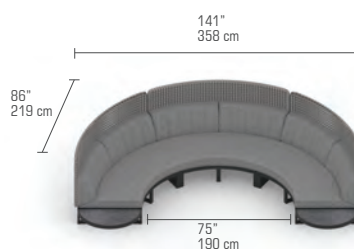
MMCHCO-4 **MUNIA MO CIRCULAR High Back Configuration 4 (TEAK)**

MUN216H + MUN215H



MMCHCO-6 **MUNIA MO CIRCULAR High Back Configuration 6**

(3X) MUN003H

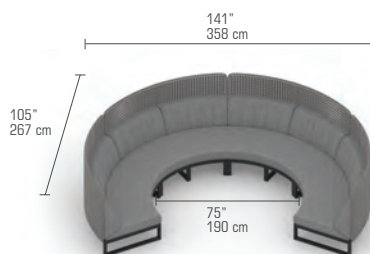


MMCHCO-7 **MUNIA MO CIRCULAR High Back Configuration 7 (HPL)**

MUN016H + MUN003H + MUN015H

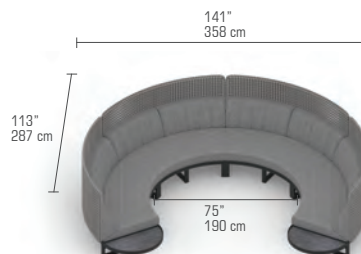
MMCHCO-8 **MUNIA MO CIRCULAR High Back Configuration 8 (TEAK)**

MUN216H + MUN003H + MUN215H



MMCHCO-10 **MUNIA MO CIRCULAR High Back Configuration 10**

(4X) MUN003H

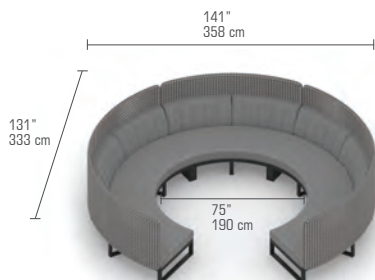


MMCHCO-11 **MUNIA MO CIRCULAR High Back Configuration 11 (HPL)**

MUN016H + (2X) MUN003H + MUN015H

MMCHCO-12 **MUNIA MO CIRCULAR High Back Configuration 12 (TEAK)**

MUN216H + (2X) MUN003H + MUN215H



MMCHCO-14 **MUNIA MO CIRCULAR High Back Configuration 14**

(5X) MUN003H

Custom Configurations Available



MUNIA Side Table (Teak)*
MUN206

Ø 18" | 45 cm
H 20" | 51 cm

Unit	1 / Box	
Volume	4.5 ft ³	0.13 m ³
Nett	9 lb	4 kg
Gross	20 lb	9 kg



MUNIA Coffee Table Ø 31.5" / 80 cm (Teak)*
MUN210

Ø 31.5" | 80 cm
H 18" | 45 cm

Unit	1 / Box	
Volume	4 ft ³	0.12 m ³
Nett	33 lb	15 kg
Gross	42 lb	19 kg



MUNIA Low Table Ø 43" / 110 cm (Teak)*
MUN225

Ø 43" | 110 cm
H 12" | 30 cm

Unit	1 / Box	
Volume	8 ft ³	0.22 m ³
Nett	44 lb	20 kg
Gross	57 lb	26 kg



MUNIA Center Table Ø 31.5" / 80 cm (Teak)*
MUN224

Ø 31.5" | 80 cm
H 15" | 38 cm

Unit	1 / Box	
Volume	4 ft ³	0.12 m ³
Nett	29 lb	13 kg
Gross	37 lb	17 kg



MUNIA Center Table Ø 43" / 110 cm (Teak)*
MUN209

Ø 43" | 110 cm
H 15" | 38 cm

Unit	1 / Box	
Volume	8 ft ³	0.22 m ³
Nett	46 lb	21 kg
Gross	60 lb	27 kg

FRAME

Powder Coated Aluminum

TABLE TOP

*Recycled Teak | Brushed (T31)



MUNIA Side Table (HPL)**
MUN006

Ø 18" | 45 cm
H 20" | 51 cm

Unit	1 / Box	
Volume	5 ft ³	0.15 m ³
Nett	9 lb	4 kg
Gross	22 lb	10 kg



MUNIA Coffee Table Ø 31.5" / 80 cm (HPL)**
MUN010

Ø 31.5" | 80 cm
H 18" | 45 cm

Unit	1 / Box	
Volume	4.5 ft ³	0.13 m ³
Nett	40 lb	18 kg
Gross	53 lb	24 kg



MUNIA Low Table Ø 43" / 110 cm (HPL)**
MUN025

Ø 43" | 110 cm
H 12" | 30 cm

Unit	1 / Box	
Volume	8.5 ft ³	0.24 m ³
Nett	57 lb	26 kg
Gross	75 lb	34 kg



MUNIA Center Table Ø 31.5" / 80 cm (HPL)**
MUN024

Ø 31.5" | 80 cm
H 15" | 38 cm

Unit	1 / Box	
Volume	4.5 ft ³	0.13 m ³
Nett	37 lb	17 kg
Gross	49 lb	22 kg



MUNIA Center Table Ø 43" / 110 cm (HPL)**
MUN009

Ø 43" | 110 cm
H 15" | 38 cm

Unit	1 / Box	
Volume	8.5 ft ³	0.24 m ³
Nett	62 lb	28 kg
Gross	77 lb	35 kg

FRAME

Powder Coated Aluminum

TABLE TOP

**HPL (High Pressure Laminate)



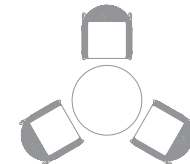
MUNIA Continental Dining Table Ø 31.5" / 80 cm
MUN005

Ø	31.5"	80 cm	Unit	1 / Box	
H	24"	61 cm	Volume	5 ft ³	0.14 m ³
CH	22.5"	57 cm	Nett	35 lb	16 kg
			Gross	46 lb	21 kg



MUNIA Continental Dining Table Ø 39.5" / 100 cm
MUN002

Ø	39.5"	100 cm	Unit	1 / Box	
H	24"	61 cm	Volume	7.5 ft ³	0.21 m ³
CH	22.5"	57 cm	Nett	49 lb	22 kg
			Gross	64 lb	29 kg



*Table simulation using OHANA Lounge Chair
Custom Dimensions Available

FRAME	TABLE TOP
Powder Coated Aluminum	HPL (High Pressure Laminate)



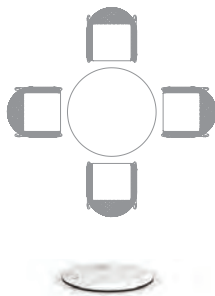
MUNIA Continental Dining Table Ø 50" / 127 cm
MUN004

Ø	50"	127 cm	Unit	1 / Box	
H	24"	61 cm	Volume	11 ft ³	0.32 m ³
CH	22.5"	57 cm	Nett	75 lb	34 kg
			Gross	95 lb	43 kg

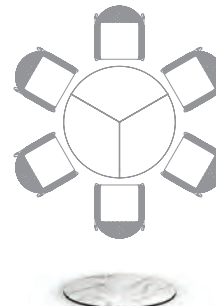


MUNIA Continental Dining Table Ø 63" / 160 cm
MUN001

Ø	63"	160 cm	Unit	1 / Box	
H	24"	61 cm	Volume	18 ft ³	0.50 m ³
CH	22.5"	57 cm	Nett	132 lb	60 kg
			Gross	161 lb	73 kg



Lazy Susan Ø 20" / 50 cm
MI334

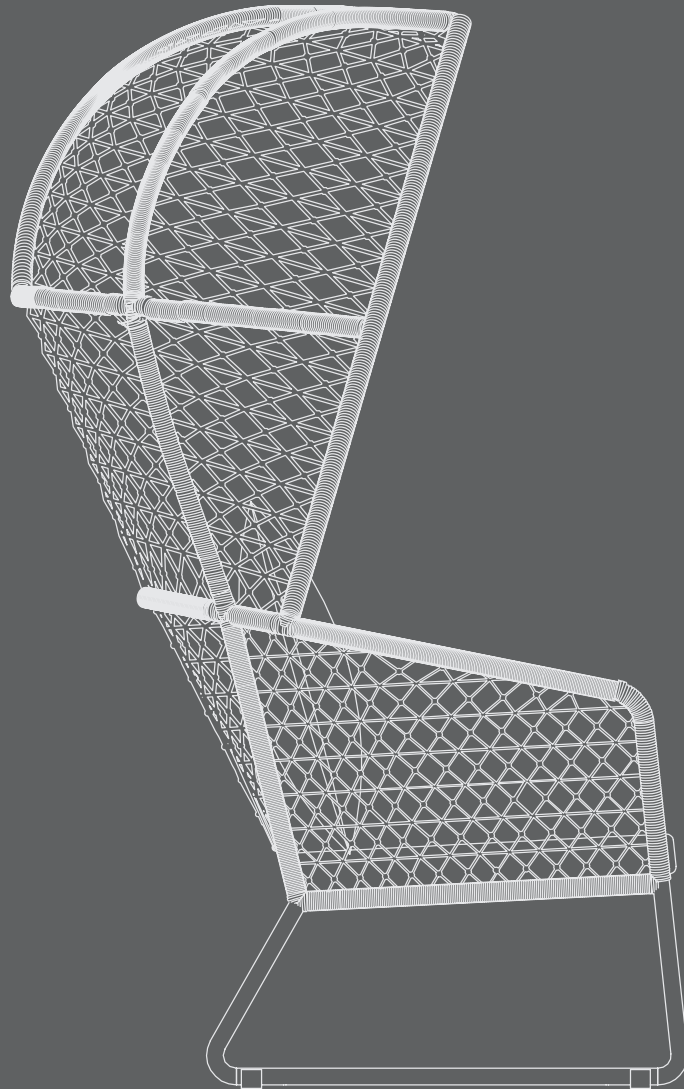


Lazy Susan Ø 30" / 76 cm
MI319

*Table simulation using OHANA Lounge Chair
Custom Dimensions Available

FRAME
Powder Coated Aluminum

TABLE TOP
HPL (High Pressure Laminate)



DHANA
MAMAGREEN Design Lab





With a range of neutral and vivid color combinations, Ohana can find itself at home in most exterior and interior settings.

Ohana's frame is woven by hand with an Olefin rope wrapping around a sturdy powder coated aluminum frame. The semi-soft seat cushion, supported by a mesh seat deck, and a fluffy back pillow ensure a comfortable seating experience.

The Ohana dining chairs can complete any MAMAGREEN dining table while the Ohana lounge chairs are a perfect fit for balconies, living rooms and perfectly balance any of our sectional sofas.

The exceptional Ohana balloon chair is a stunning statement piece, available in both dining and lounge height.

This series of sled base dining and lounge chairs can be used both in residential and commercial environments.

A weighted version is available for high wind areas and rooftops.













OHANA Lounge Chair
OHA02

W 27.5"	70 cm	Unit	1 / Box	
D 33"	83 cm	Volume	18 ft3	0.51 m3
H 29.5"	75 cm	Nett	13 lb	6 kg
SH 16"	40 cm	Gross	26 lb	12 kg
AH 24"	61 cm			



OHANA Balloon Lounge Chair
OHA03

W 33"	84 cm	Unit	1 / Box	
D 35"	89 cm	Volume	50 ft3	1.42 m3
H 64"	162 cm	Nett	24 lb	11 kg
SH 16"	40 cm	Gross	49 lb	22 kg
AH 24"	61 cm			



OHANA Footrest
OHA07

W 25"	64 cm	Unit	1 / Box	
D 21"	53 cm	Volume	6 ft3	0.17 m3
H 16"	40 cm	Nett	9 lb	4 kg
		Gross	20 lb	9 kg



OHANA 2-Seater
OHA05

W 61"	155 cm	Unit	1 / Box	
D 33"	83 cm	Volume	41 ft3	1.15 m3
H 29.5"	75 cm	Nett	46 lb	21 kg
SH 16"	40 cm	Gross	71 lb	32 kg
AH 24"	61 cm			



OHANA 3-Seater
OHA06

W 79"	200 cm	Unit	1 / Box	
D 33"	83 cm	Volume	51.5 ft3	1.46 m3
H 29.5"	75 cm	Nett	57 lb	26 kg
SH 16"	40 cm	Gross	86 lb	39 kg
AH 24"	61 cm			



OHANA 3-Seater | Oversized
OHA08

W 88.5"	225 cm	Unit	1 / Box	
D 33"	83 cm	Volume	58 ft3	1.65 m3
H 29.5"	75 cm	Nett	64 lb	29 kg
SH 16"	40 cm	Gross	95 lb	43 kg
AH 24"	61 cm			



OHANA Dining Chair
OHA01

W	23"	59 cm	Unit	1 / Box	
D	24.5"	62 cm	Volume	12 ft.3	0.33 m3
H	29.5"	75 cm	Nett	11 lb	5 kg
SH	18.5"	47 cm	Gross	22 lb	10 kg
AH	25.5"	65 cm			

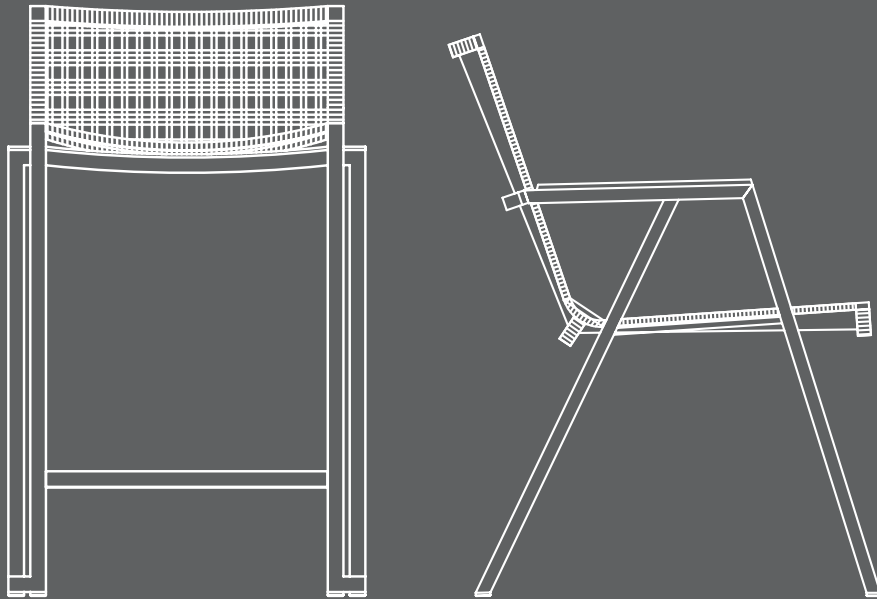
OHA01W Weighted

W	23"	59 cm	Unit	1 / Box	
D	24.5"	62 cm	Volume	12 ft.3	0.33 m3
H	29.5"	75 cm	Nett	20 lb	9 kg
SH	18.5"	47 cm	Gross	31 lb	14 kg
AH	25.5"	65 cm			



OHANA Balloon Dining Chair
OHA04

W	33"	84 cm	Unit	1 / Box	
D	35"	89 cm	Volume	53 ft.3	1.50 m3
H	67"	171 cm	Nett	26 lb	12 kg
SH	18.5"	47 cm	Gross	51 lb	23 kg
AH	27.5"	70 cm			



OLAF

MAMAGREEN Design Lab







OLAF Dining Side Chair
OL002



W	18"	46 cm	Unit		2 / Box	
D	25.5"	65 cm	Volume	6 ft ³	0.17 m ³	
H	33.5"	85 cm	Nett	11 lb	5 kg	
SH	17.5"	45 cm	Gross	15 lb	7 kg	



OLAF Easy Chair Armless
OL005



W	21.5"	54 cm	Unit		2 / Box	
D	32.5"	82 cm	Volume	9.5 ft ³	0.27 m ³	
H	38"	97 cm	Nett	13 lb	6 kg	
SH	16"	41 cm	Gross	20 lb	9 kg	



OLAF Counter Chair
OL006



W	18"	46 cm	Unit		2 / Box	
D	19.5"	50 cm	Volume	4 ft ³	0.12 m ³	
H	30"	76 cm	Nett	11 lb	5 kg	
SH	24"	61 cm	Gross	15 lb	7 kg	



OLAF Dining Armchair
OL001



W	23.5"	60 cm	Unit		2 / Box	
D	26"	66 cm	Volume	8 ft ³	0.22 m ³	
H	33.5"	85 cm	Nett	13 lb	6 kg	
SH	17.5"	45 cm	Gross	20 lb	9 kg	
AH	25"	63 cm				



OLAF Easy Chair
OL004



W	26"	66 cm	Unit		2 / Box	
D	32"	81 cm	Volume	12 ft ³	0.35 m ³	
H	38"	97 cm	Nett	15 lb	7 kg	
SH	16"	41 cm	Gross	26 lb	12 kg	
AH	21.5"	55 cm				



OLAF Bar Chair
OL003



W	18"	46 cm	Unit		2 / Box	
D	20"	51 cm	Volume	5 ft ³	0.14 m ³	
H	35.5"	90 cm	Nett	13 lb	6 kg	
SH	29.5"	75 cm	Gross	20 lb	9 kg	



Optional Padded Cushion - OLAF Dining Side Chair
COL002

Thickness 0.4" | 1 cm



Optional Padded Cushion - OLAF Dining Armchair
COL001

Thickness 0.4" | 1 cm



Optional Padded Cushion - OLAF Easy Chair Armless & OLAF Easy Chair
COL007

Thickness 0.4" | 1 cm

FIBER WEAVE | ROUND



W13 - SNOW WHITE



W09 - AMAZON



W10 - HONEY



W14 - PEPPER

FRAME


Powder Coated Stainless Steel
Stainless Steel 304 Hairline (F18)

ARMREST

Recycled Teak | Smooth (T30)

WEAVING

Fiber Weave | Round



PRADO
MAMAGREEN Design Lab



We completed our dining series with the contemporary edgy-looking PRADO.

The dining table consists of an HPL top available in various stone motifs, on a solid galvanized metal base shaped in a minimalist angle.

Available in three different dimensions, the largest table offers ample place for 10 chairs.

To complete the Prado set we redesigned the classic director's chair. The padded seat and back, made of Elios mesh by Serge Ferrari, allows comfortable sitting. The armrests fit under the clearance of the dining table and have optionally a handsome teak inlay. Of practical use is the folding mechanism, allowing the chair to be easily stored, ideal for transport, storage on a yacht or in a restaurant.

With a large selection of powdercoating colors and textile options, the Prado chair can be configured to match any style.

Both chair and table are designed to mix & match with other items of our collection.











PRADO Dining Chair
PRD001

W	22"	56 cm	Unit		1 / Box	
D	20.5"	52 cm	Volume	4 ft ³	0.12 m ³	
H	33"	84 cm	Nett	18 lb	8 kg	
SH	18"	45 cm	Gross	29 lb	13 kg	
AH	25"	64 cm				



PRADO Dining Chair (Teak Armrest)
PRD002

W	22"	56 cm	Unit		1 / Box	
D	20.5"	52 cm	Volume	4 ft ³	0.12 m ³	
H	33"	84 cm	Nett	18 lb	8 kg	
SH	18"	45 cm	Gross	29 lb	13 kg	
AH	25"	64 cm				


**Introducing
SOFT TOUCH SLING**



S29 - EDEN ACIER



S31 - EDEN GLACIAL WHITE



S30 - EDEN BEIGE GREY




S32 - EDEN LIGHT GREY

FRAME	PADDED SLING	ARMREST (PRD002)
Powder Coated Stainless Steel	Soft Touch Sling	Recycled Teak Brushed (T31)



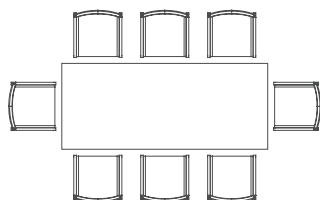




PRADO Dining Table 120" / 305 cm
PRD005

L 120" | 305 cm
W 39.5" | 100 cm
H 29.5" | 75 cm
CH 28" | 71 cm


Unit	1 Crate + 1 Box	
Volume	65 ft ³	1.83 m ³
Nett.	267 lb	121 kg
Gross	437 lb	198 kg



PRADO Dining Table 94.5" / 240 cm
PRD006

L 94.5" | 240 cm
W 39.5" | 100 cm
H 29.5" | 75 cm
CH 28" | 71 cm

Unit	1 Crate + 1 Box	
Volume	53 ft ³	1.51 m ³
Nett.	216 lb	98 kg
Gross	359 lb	163 kg



PRADO Dining Table 71" / 180 cm
PRD007

L 71" | 180 cm
W 39.5" | 100 cm
H 29.5" | 75 cm
CH 28" | 71 cm

Unit	1 Crate + 1 Box	
Volume	43 ft ³	1.22 m ³
Nett.	194 lb	88 kg
Gross	313 lb	142 kg




*Table simulation using PRADO Dining Chair
Custom Dimensions Available

LEGS

Powder Coated Galvanized Steel

TABLE TOP

HPL (High Pressure Laminate)



SATO | MATCH

Design by Vincent Cantaert & Barbara Widiningtias







MATCH Round Bar Stool (Stamskin)

MI186

W 15.5" | 39 cm
D 15.5" | 39 cm
H 30.5" | 77 cm

Unit	1 / Box	
Volume	7 ft3	0.20 m3
Nett	13 lb	6 kg
Gross	24 lb	11 kg

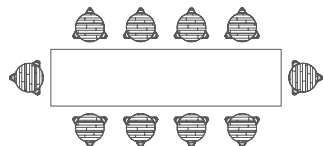


MATCH Round Bar Stool (Teak)

MI185

W 15.5" | 39 cm
D 15.5" | 39 cm
H 29.5" | 75 cm

Unit	1 / Box	
Volume	7 ft3	0.19 m3
Nett	15 lb	7 kg
Gross	26 lb	12 kg

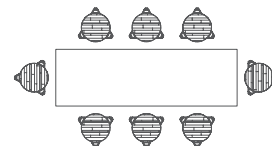


SATO Bar Table

SAT10

L 120" | 305 cm
W 29.5" | 75 cm
H 41.5" | 105 cm

Unit	Crate	
Volume	56 ft3	1.59 m3
Nett	192 lb	87 kg
Gross	351 lb	159 kg



SATO Bar Table

SAT11

L 94.5" | 240 cm
W 29.5" | 75 cm
H 41.5" | 105 cm

Unit	2 Boxes	
Volume	26 ft3	0.74 m3
Nett	174 lb	79 kg
Gross	220 lb	100 kg



MATCH Round Counter Stool (Stamskin)

MI182

W 15.5" | 39 cm
D 15.5" | 39 cm
H 25.5" | 65 cm

Unit	1 / Box	
Volume	6 ft3	0.17 m3
Nett	11 lb	5 kg
Gross	20 lb	9 kg

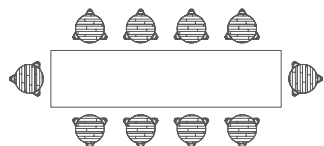


MATCH Round Counter Stool (Teak)

MI181

W 15.5" | 39 cm
D 15.5" | 39 cm
H 25" | 63 cm

Unit	1 / Box	
Volume	6 ft3	0.16 m3
Nett	13 lb	6 kg
Gross	22 lb	10 kg

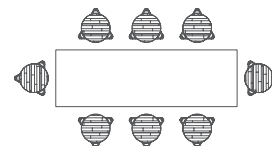


SATO Communal Table

SAT04

L 120" | 305 cm
W 29.5" | 75 cm
H 36" | 92 cm

Unit	Crate	
Volume	56 ft3	1.59 m3
Nett	187 lb	85 kg
Gross	344 lb	156 kg



SATO Communal Table

SAT05

L 94.5" | 240 cm
W 29.5" | 75 cm
H 36" | 92 cm

Unit	2 Boxes	
Volume	26 ft3	0.73 m3
Nett	169 lb	77 kg
Gross	214 lb	97 kg

Custom Dimensions Available

FRAME (STOOL)

Powder Coated Galvanized Steel (distressed)

TABLE TOP

HPL (High Pressure Laminate)

SEATREST (STOOL)

Laminated Teak | Rustic (T57)
 Faux-Leather

TABLE LEGS

Recycled Teak | Rustic (F56)



STIZZY
MAMAGREEN Design Lab





Features: outdoor faux leather, hand-stitched detail, Italian HPL, Round stools, low tables and comfortable swivel accent chairs.





**STIZZY Swivel Dining Chair**

MI303

W	24.5"	62 cm
D	23"	59 cm
H	31"	79 cm
SH	19"	48 cm

Unit		1 / Box	
Volume	12 ft ³	0.34	m ³
Nett	29 lb	13	kg
Gross	40 lb	18	kg

**STIZZY Swivel Lounge Chair**

MI314

W	31"	78 cm
D	27.5"	70 cm
H	28"	72 cm
SH	17"	43 cm

Unit		1 / Box	
Volume	14.5 ft ³	0.41	m ³
Nett	31 lb	14	kg
Gross	49 lb	22	kg

**STIZZY Swivel Counter Chair**

MI302

W	24.5"	62 cm
D	23"	59 cm
H	38"	97 cm
SH	26"	66 cm


Unit		1 / Box	
Volume	15 ft ³	0.42	m ³
Nett	33 lb	15	kg
Gross	49 lb	22	kg

**STIZZY Swivel Bar Chair**


MI301

W	24.5"	62 cm
D	23"	59 cm
H	43"	109 cm
SH	31"	79 cm

Unit		1 / Box	
Volume	16.5 ft ³	0.47	m ³
Nett	37 lb	17	kg
Gross	55 lb	25	kg

**Stitching Details**

ST01 WHITE



ST02 BLACK



ST03 NATURAL

BASE

Powder Coated Galvanized Steel

UPHOLSTERY

Faux-Leather



**STIZZY Swivel Accent Chair**

MI210

W	27.5"	81 cm
D	32"	70 cm
H	28"	71 cm
SH	15.5"	40 cm

Unit	1 / Box	
Volume	16.5 ft ³	0.47 m ³
Nett	44 lb	20 kg
Gross	57 lb	26 kg

**STIZZY Ottoman**

MI212

Ø	28"	71 cm
H	13"	33 cm

Unit	1 / Box	
Volume	7 ft ³	0.21 m ³
Nett	11 lb	5 kg
Gross	20 lb	9 kg

**STIZZY Low Medium Table (HPL)**

MI218

Ø	28"	71 cm
H	12"	30 cm

Unit	1 / Box	
Volume	7 ft ³	0.21 m ³
Nett	20 lb	9 kg
Gross	28 lb	13 kg

**STIZZY Low Table Large (HPL)**

MI219

Ø	46"	117 cm
H	15"	38 cm

Unit	1 / Box	
Volume	23 ft ³	0.65 m ³
Nett	51 lb	23 kg
Gross	76 lb	36 kg

**STIZZY Lounge Stool**

MI315

Ø	24"	60 cm
H	17"	43 cm

Unit	1 / Box	
Volume	6 ft ³	0.18 m ³
Nett	11 lb	5 kg
Gross	24 lb	11 kg

**STIZZY Stool**

MI213

Ø	17.5"	45 cm
H	18"	46 cm

Unit	1 / Box	
Volume	4 ft ³	0.12 m ³
Nett	9 lb	4 kg
Gross	14 lb	6 kg

**STIZZY Side Table (HPL)**

MI216

Ø	17.5"	45 cm
H	17.5"	45 cm

Unit	1 / Box	
Volume	4 ft ³	0.12 m ³
Nett	11 lb	5 kg
Gross	16 lb	7 kg

BASE

Powder Coated Galvanized Steel

UPHOLSTERY

Faux-Leather

TOP

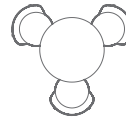
HPL (High Pressure Laminate)



STIZZY Pedestal Dining Table (Full HPL)

MI308

Ø 27" 68 cm	Unit	2 Boxes
H 30" 76 cm	Volume	8 ft3 0.23 m3
CH 28" 72 cm	Nett	62 lb 28 kg
	Gross	79 lb 36 kg



STIZZY Pedestal Dining Table (Full HPL)

MI309

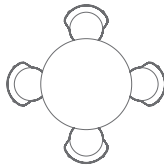
Ø 35" 89 cm	Unit	2 Boxes
H 30" 76 cm	Volume	12 ft3 0.33 m3
CH 28" 72 cm	Nett	73 lb 33 kg
	Gross	97 lb 44 kg



Lazy Susan Ø 20" / 50 cm

MI334


Ø 20" 50 cm	Unit	1 / Box
H 1" 3 cm	Volume	1 ft3 0.02 m3
	Nett	13 lb 6 kg
	Gross	18 lb 8 kg



STIZZY Pedestal Dining Table (Full HPL)

MI310

Ø 50" 127 cm	Unit	2 Boxes
H 30" 76 cm	Volume	22 ft3 0.63 m3
CH 28" 72 cm	Nett	141 lb 64 kg
	Gross	174 lb 79 kg



STIZZY Pedestal Dining Table (Full HPL)

MI318

Ø 62" 158 cm	Unit	2 Boxes
H 30" 76 cm	Volume	32 ft3 0.91 m3
CH 28" 72 cm	Nett	227 lb 103 kg
	Gross	265 lb 120 kg



Lazy Susan Ø 30" / 76 cm

MI319

Ø 30" 76 cm	Unit	1 / Box
H 1" 3 cm	Volume	2 ft3 0.05 m3
	Nett	22 lb 10 kg
	Gross	26 lb 12 kg

Only available in the following HPL colors :
Carrara White / Carrara Black / Volcanic Ash



* Table simulation using STIZZY Swivel Dining Chair
Custom Dimensions Available

BASE

Powder Coated Galvanized Steel

TOP TABLE

HPL (High Pressure Laminate)



STIZZY Pedestal Side Table (Full HPL)
MI317

Ø	18"	46 cm	Unit		2 Boxes	
H	20"	51 cm	Volume	4 ft3	0.11 m3	
			Nett	24 lb	11 kg	
			Gross	37 lb	17 kg	



STIZZY Pedestal Bar Table (Full HPL)
MI304

Ø	27"	68 cm	Unit		2 Boxes	
H	41"	105 cm	Volume	12 ft3	0.33 m3	
			Nett	84 lb	38 kg	
			Gross	106 lb	48 kg	



STIZZY Pedestal Low Table (Full HPL)
MI311

Ø	27"	68 cm	Unit		2 Boxes	
H	17.5"	45 cm	Volume	6 ft3	0.17 m3	
			Nett	57 lb	26 kg	
			Gross	73 lb	33 kg	



STIZZY Pedestal Low Table (Full HPL)
MI312

Ø	35"	89 cm	Unit		2 Boxes	
H	17.5"	45 cm	Volume	8.5 ft3	0.24 m3	
			Nett	66 lb	30 kg	
			Gross	88 lb	40 kg	



STIZZY Pedestal Low Table (Full HPL)
MI316

Ø	45"	114 cm	Unit		2 Boxes	
H	15"	38 cm	Volume	13 ft3	0.36 m3	
			Nett	99 lb	45 kg	
			Gross	123 lb	56 kg	



STIZZY Pedestal Low Table (Full HPL)
MI313

Ø	50"	127 cm	Unit		2 Boxes	
H	17.5"	45 cm	Volume	16.5 ft3	0.47 m3	
			Nett	123 lb	56 kg	
			Gross	154 lb	70 kg	

Custom Dimensions Available

BASE

TOP TABLE

Powder Coated Galvanized Steel

HPL (High Pressure Laminate)



STIZZY Pedestal Bar Table

MI225

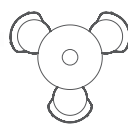
Ø	27" 68 cm	Unit	2 Boxes	
H	41" 105 cm	Volume	12 ft3	0.33 m3
		Nett	84 lb	38 kg
		Gross	106 lb	48 kg



STIZZY Pedestal Dining Table

MI224

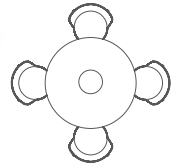
Ø	27" 68 cm	Unit	2 Boxes	
H	30" 76 cm	Volume	8 ft3	0.22 m3
CH	28" 72 cm	Nett	62 lb	28 kg
		Gross	79 lb	36 kg



STIZZY Pedestal Dining Table

MI227

Ø	35" 89 cm	Unit	2 Boxes	
H	30" 76 cm	Volume	12 ft3	0.33 m3
CH	28" 72 cm	Nett	73 lb	33 kg
		Gross	97 lb	44 kg



STIZZY Pedestal Dining Table

MI229

Ø	50" 127 cm	Unit	2 Boxes	
H	30" 76 cm	Volume	22 ft3	0.63 m3
CH	28" 72 cm	Nett	141 lb	64 kg
		Gross	174 lb	79 kg



* Table simulation using STIZZY Swivel Dining Chair



STIZZY Pedestal Casual Table

MI223

Ø	27" 68 cm	Unit	2 Boxes	
H	26" 67 cm	Volume	8 ft3	0.22 m3
		Nett	60 lb	27 kg
		Gross	75 lb	34 kg



STIZZY Pedestal Casual Table

MI221

Ø	35" 89 cm	Unit	2 Boxes	
H	26" 67 cm	Volume	11 ft3	0.31 m3
		Nett	68 lb	31 kg
		Gross	90 lb	41 kg



STIZZY Pedestal Casual Table

MI220

Ø	50" 127 cm	Unit	2 Boxes	
H	26" 67 cm	Volume	21.5 ft3	0.61 m3
		Nett	132 lb	60 kg
		Gross	141 lb	64 kg



STIZZY Pedestal Low Table

MI222

Ø	27" 68 cm	Unit	2 Boxes	
H	17.5" 45 cm	Volume	6 ft3	0.17 m3
		Nett	57 lb	26 kg
		Gross	73 lb	33 kg



STIZZY Pedestal Low Table

MI226

Ø	35" 89 cm	Unit	2 Boxes	
H	17.5" 45 cm	Volume	8.5 ft3	0.24 m3
		Nett	66 lb	30 kg
		Gross	88 lb	40 kg



STIZZY Pedestal Low Table

MI228

Ø	50" 127 cm	Unit	2 Boxes	
H	17.5" 45 cm	Volume	16.5 ft3	0.47 m3
		Nett	123 lb	56 kg
		Gross	154 lb	70 kg

Custom Dimensions Available

BASE

Powder Coated Galvanized Steel

TABLE TOP


HPL (High Pressure Laminate)

TABLE ACCENT

Random Laminated Teak (F56)








STRIPE

Design by Vincent Cantaert & Barbara Widiningtias





STRIPES Dining Chair

MS2

W	22.5"	57 cm
D	26"	66 cm
H	32.5"	83 cm
SH	18.5"	47 cm
AH	25.5"	65 cm

Unit	1 / Box	
Volume	13 ft3	0.37 m3
Nett	13 lb	6 kg
Gross	22 lb	10 kg

MS2W Weighted

W	22.5"	57 cm
D	26"	66 cm
H	32.5"	83 cm
SH	18.5"	47 cm
AH	25.5"	65 cm

Unit	1 / Box	
Volume	13 ft3	0.37 m3
Nett	24 lb	11 kg
Gross	33 lb	15 kg



STRIPES Carver Side Chair

MZ564

W	21.5"	54 cm
D	25.5"	65 cm
H	32.5"	83 cm
SH	18.5"	46 cm

Unit	1 / Box	
Volume	12 ft3	0.35 m3
Nett	11 lb	5 kg
Gross	20 lb	9 kg

MZ564W Weighted

W	21.5"	54 cm
D	25.5"	65 cm
H	32.5"	83 cm
SH	18.5"	46 cm

Unit	1 / Box	
Volume	12 ft3	0.35 m3
Nett	24 lb	11 kg
Gross	33 lb	15 kg



STRIPES Stackable Armchair

MS101



W	25"	63 cm
D	25.5"	65 cm
H	32.5"	83 cm
SH	18.5"	47 cm
AH	25"	64 cm

Unit	1 / Box	
Volume	5 ft3	0.13 m3
Nett	11 lb	5 kg
Gross	15 lb	7 kg



STRIPES Carver Armchair

MZ505

W	21.5"	54 cm
D	25.5"	65 cm
H	32.5"	83 cm
SH	18.5"	46 cm
AH	25"	64 cm

Unit	1 / Box	
Volume	12 ft3	0.35 m3
Nett	11 lb	5 kg
Gross	20 lb	9 kg

MZ505W Weighted

W	21.5"	54 cm
D	25.5"	65 cm
H	32.5"	83 cm
SH	18.5"	46 cm
AH	25"	64 cm


Unit	1 / Box	
Volume	12 ft3	0.35 m3
Nett	26 lb	12 kg
Gross	35 lb	16 kg



S23 - STRIPE GREEN BARCODE



S24 - STRIPE RED BARCODE



S21 - STRIPE ORANGE BARCODE





STRIPE Lounger
MS8

L 78.5" | 200 cm
W 30.5" | 77 cm
H 36.5" | 93 cm
SH 14" | 36 cm

Unit	1 / Box	
Volume	23 ft3	0.66 m3
Nett	37 lb	17 kg
Gross	57 lb	26 kg

MS8W Weighted

L 78.5" | 200 cm
W 30.5" | 77 cm
H 36.5" | 93 cm
SH 14" | 36 cm

Unit	1 / Box	
Volume	23 ft3	0.66 m3
Nett	73 lb	33 kg
Gross	84 lb	38 kg



STRIPE Stackable Lounger
MS24



L 78.5" | 200 cm
W 33" | 84 cm
H 36" | 91 cm
SH 13" | 33 cm

Unit	1 / Box	
Volume	15 ft3	0.42 m3
Nett	31 lb	14 kg
Gross	53 lb	24 kg



STRIFE Casual Chair

MS109

W	23.5" 60 cm	Unit	1 / Box	
D	27.5" 70 cm	Volume	13 ft3	0.37 m3
H	29.5" 75 cm	Nett	13 lb	6 kg
SH	15" 38 cm	Gross	22 lb	10 kg
AH	21.5" 54 cm			

MS109W Weighted

W	23.5" 60 cm	Unit	1 / Box	
D	27.5" 70 cm	Volume	13 ft3	0.37 m3
H	29.5" 75 cm	Nett	26 lb	12 kg
SH	15" 38 cm	Gross	35 lb	16 kg
AH	21.5" 54 cm			



STRIFE Casual Love Seat

MS33

W	46" 117 cm	Unit	1 / Box	
D	27.5" 70 cm	Volume	25 ft3	0.71 m3
H	29.5" 75 cm	Nett	22 lb	10 kg
SH	15" 38 cm	Gross	37 lb	17 kg
AH	21.5" 54 cm			



STRIFE Casual Chair (Sling)

MS37

W	23.5" 60 cm	Unit	1 / Box	
D	27" 69 cm	Volume	13 ft3	0.37 m3
H	29.5" 75 cm	Nett	13 lb	6 kg
SH	15" 38 cm	Gross	22 lb	10 kg
AH	21.5" 54 cm			



STRIFE Footrest

MS39

W	21.5" 54 cm	Unit	1 / Box	
D	21" 53 cm	Volume	5 ft3	0.14 m3
H	15" 38 cm	Nett	7 lb	3 kg
		Gross	9 lb	4 kg



STRIFE Counter Chair

MS13

W	18.5" 47 cm	Unit	1 / Box	
D	23.5" 60 cm	Volume	12 ft3	0.34 m3
H	39" 100 cm	Nett	13 lb	6 kg
SH	25" 63 cm	Gross	24 lb	11 kg

MS13W Weighted

W	18.5" 47 cm	Unit	1 / Box	
D	23.5" 60 cm	Volume	12 ft3	0.34 m3
H	39" 100 cm	Nett	24 lb	11 kg
SH	25" 63 cm	Gross	35 lb	16 kg



STRIFE Bar Chair

MS11

W	18.5" 47 cm	Unit	1 / Box	
D	23.5" 60 cm	Volume	13 ft3	0.37 m3
H	43" 110 cm	Nett	13 lb	6 kg
SH	30" 76 cm	Gross	26 lb	12 kg

MS11W Weighted

W	18.5" 47 cm	Unit	1 / Box	
D	23.5" 60 cm	Volume	13 ft3	0.37 m3
H	43" 110 cm	Nett	29 lb	13 kg
SH	30" 76 cm	Gross	42 lb	19 kg





STRIPED Stool (Horizontal)
MS17

W 16" | 41 cm
D 16" | 41 cm
H 18" | 46 cm

Unit		1 / Box	
Volume	3.5 ft ³	0.10	m ³
Nett	11 lb	5	kg
Gross	15 lb	7	kg



STRIPED Ottoman (Horizontal)
MS19

W 21.5" | 55 cm
D 21.5" | 55 cm
H 13" | 33 cm

Unit		1 / Box	
Volume	6 ft ³	0.13	m ³
Nett	15 lb	7	kg
Gross	20 lb	9	kg



STRIPED Hocker
MS38

W 30.5" | 78 cm
D 29" | 74 cm
H 15" | 38 cm

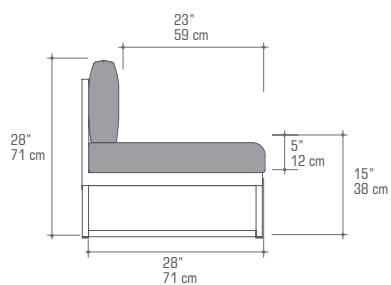
Unit		1 / Box	
Volume	9.5 ft ³	0.27	m ³
Nett	13 lb	6	kg
Gross	22 lb	10	kg



STRIPED Sofa 1-Seater
MS3

W 30.5" | 78 cm
D 28.5" | 73 cm
H 28" | 71 cm
SH 15" | 38 cm
AH 25" | 64 cm

Unit		1 / Box	
Volume	15 ft ³	0.43	m ³
Nett	29 lb	13	kg
Gross	40 lb	18	kg



STRIPED Sofa 2-Seater
MS4

W 65" | 165 cm
D 28.5" | 73 cm
H 28" | 71 cm
SH 15" | 38 cm
AH 25" | 64 cm

Unit		1 / Box	
Volume	31 ft ³	0.88	m ³
Nett	49 lb	22	kg
Gross	66 lb	30	kg



STRIPED Sofa 3-Seater
MS20

W 95.5" | 243 cm
D 28.5" | 73 cm
H 28" | 71 cm
SH 15" | 38 cm
AH 25" | 64 cm

Unit		1 / Box	
Volume	45.5 ft ³	1.29	m ³
Nett	66 lb	30	kg
Gross	90 lb	41	kg

FRAME

Powder Coated Aluminum

UPHOLSTERY

Stripes Sling

STOOL / OTTOMAN SURFACE

Faux-Leather



STRIFE Right Hand Sectional
MS10R

W	78.5" 200 cm	Unit	1 / Box	
D	28.5" 73 cm	Volume	42 ft3	1.18 m3
H	28" 71 cm	Nett	55 lb	25 kg
SH	15" 38 cm	Gross	86 lb	39 kg
AH	25" 64 cm			



STRIFE Left Hand Sectional
MS10L

W	78.5" 200 cm	Unit	1 / Box	
D	28.5" 73 cm	Volume	42 ft3	1.18 m3
H	28" 71 cm	Nett	55 lb	25 kg
SH	15" 38 cm	Gross	86 lb	39 kg
AH	25" 64 cm			




STRIFE Sectional Seat
MS9

W	39.5" 100 cm	Unit	1 / Box	
D	28.5" 73 cm	Volume	21 ft3	0.60 m3
H	28" 71 cm	Nett	31 lb	14 kg
SH	15" 38 cm	Gross	44 lb	20 kg



STRIFE Sectional 2-Seater
MS40

W	78.5" 200 cm	Unit	1 / Box	
D	28.5" 73 cm	Volume	42 ft3	1.18 m3
H	28" 71 cm	Nett	46 lb	21 kg
SH	15" 38 cm	Gross	82 lb	37 kg



STRIFE Long Sectional Seat
MS41

W	118" 300 cm	Unit	Crate	
D	28.5" 73 cm	Volume	88 ft3	2.50 m3
H	28" 71 cm	Nett	75 lb	34 kg
SH	15" 38 cm	Gross	280 lb	127 kg



STRIFE Right Hand Chaise
MS5R

W	45.5" 115 cm	Unit	1 / Box	
D	75" 191 cm	Volume	56 ft3	1.58 m3
H	28" 71 cm	Nett	64 lb	29 kg
SH	15" 38 cm	Gross	90 lb	41 kg



STRIFE Left Hand Chaise
MS5L

W	45.5" 115 cm	Unit	1 / Box	
D	75" 191 cm	Volume	56 ft3	1.58 m3
H	28" 71 cm	Nett	64 lb	29 kg
SH	15" 38 cm	Gross	90 lb	41 kg

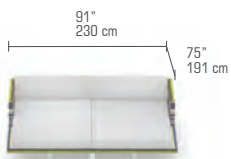
FRAME

Powder Coated Aluminum

UPHOLSTERY

Stripes Sling

SUGGESTED CONFIGURATIONS




STRCO-1 **STRIPE Configuration 1**

MS5R + MS5L




STRCO-5 **STRIPE Configuration 5**

MS5R + MS40 + MS5L



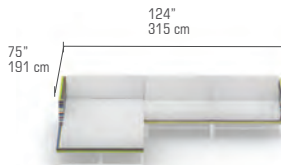
STRCO-2 **STRIPE Configuration 2**

MS10R + MS10L




STRCO-6 **STRIPE Configuration 6**

MS5R + MS41 + MS5L




STRCO-3 **STRIPE Configuration 3**

MS5R + MS10L




STRCO-7 **STRIPE Configuration 7**

MS5L + MS10R




STRCO-4 **STRIPE Configuration 4**

MS5R + MS9 + MS10L



MONCO-8 **STRIPE Configuration 8**

MS5L + MS9 + MS10R



TITAN

MAMAGREEN Design Lab








TITAN Dining Table 118" / 300 cm

TITO1TEAK (Teak)

L 118" | 300 cm
W 39.5" | 100 cm
H 30" | 76 cm
CH 27" | 68 cm

Unit	1 Crate + 1 Box	
Volume	47 ft3	1.32 m3
Nett.	269 lb	122 kg
Gross	304 lb	138 kg




TITAN Dining Table 94.5" / 240 cm

TITO2TEAK (Teak)

L 94.5" | 240 cm
W 39.5" | 100 cm
H 30" | 76 cm
CH 27" | 68 cm

Unit	1 Crate + 1 Box	
Volume	38 ft3	1.09 m3
Nett.	223 lb	101 kg
Gross	254 lb	115 kg



BASE

Powder Coated Aluminum

TABLE TOP

*Recycled Teak | Brushed (T31) - Handmade Life Edge Detail

* Table simulation using DAISY MAE Dining Chair
 Custom Dimensions Available






TITAN Dining Table 118" / 300 cm

TITO1HPL (HPL)

L	118"	300 cm
W	39.5"	100 cm
H	30"	76 cm
CH	27"	69 cm

Unit	1 Crate + 1 Box	
Volume	47 ft ³	1.32 m ³
Nett.	284 lb	129 kg
Gross	408 lb	185 kg

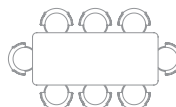


TITAN Dining Table 94.5" / 240 cm

TITO2HPL (HPL)

L	94.5"	240 cm
W	39.5"	100 cm
H	30"	76 cm
CH	27"	69 cm

Unit	1 Crate + 1 Box	
Volume	38 ft ³	1.09 m ³
Nett.	229 lb	104 kg
Gross	333 lb	151 kg



* Table simulation using DAISY MAE Dining Chair
 Custom Dimensions Available

316





TITAN Coffee Table
55" x 27.5" / 140 x 70 cm*

TIT03TEAK (TEAK)

L 55" | 140 cm
W 27.5" | 70 cm
H 15" | 38 cm

Unit	2 Boxes	
Volume	6 ft ³	0.17 m ³
Nett	84 lb	38 kg
Gross	101 lb	46 kg



TITAN Side Table with Shelf
16" x 16" / 40 x 40 cm*

TIT04TEAK (TEAK)

L 16" | 40 cm
W 16" | 40 cm
H 20" | 51 cm

Unit	1 / Box	
Volume	4 ft ³	0.11 m ³
Nett	13 lb	6 kg
Gross	20 lb	9 kg



TITAN Side Table
16" x 16" / 40 x 40 cm*

TIT05TEAK (TEAK)

L 16" | 40 cm
W 16" | 40 cm
H 17" | 44 cm

Unit	1 / Box	
Volume	3.5 ft ³	0.10 m ³
Nett	9 lb	4 kg
Gross	16 lb	7 kg



TITAN Coffee Table
55" x 27.5" / 140 x 70 cm**

TIT03HPL (HPL)

L 55" | 140 cm
W 27.5" | 70 cm
H 15" | 38 cm

Unit	2 Boxes	
Volume	6 ft ³	0.18 m ³
Nett	86 lb	39 kg
Gross	106 lb	48 kg



TITAN Side Table with Shelf
16" x 16" / 40 x 40 cm**

TIT04HPL (HPL)

L 16" | 40 cm
W 16" | 40 cm
H 20" | 51 cm

Unit	1 / Box	
Volume	4.5 ft ³	0.13 m ³
Nett	16 lb	7 kg
Gross	22 lb	10 kg



TITAN Side Table
16" x 16" / 40 x 40 cm**

TIT05HPL (HPL)

L 16" | 40 cm
W 16" | 40 cm
H 17" | 44 cm

Unit	1 / Box	
Volume	4 ft ³	0.11 m ³
Nett	9 lb	4 kg
Gross	16 lb	7 kg


BASE

Powder Coated Aluminum

TABLE TOP

*Recycled Teak | Brushed (T31) - Handmade Life Edge Detail

** HPL (High Pressure Laminate)



ZUDU

Designed by Vincent Cantaert & Barbara Widiningtias







ZUDU Coffee Table
MG1303

L 51" | 130 cm
W 25.5" | 65 cm
H 15.5" | 40 cm

Unit		1 / Box	
Volume	14 ft ³	0.41 m ³	
Nett	37 lb	17 kg	
Gross	44 lb	20 kg	



ZUDU Lounge 2-Seater
MG13184

W 55" | 140 cm
D 30.5" | 77 cm
H 30.5" | 78 cm
SH 17" | 43 cm
AH 26" | 66 cm

Unit		1 / Box	
Volume	29 ft ³	0.82 m ³	
Nett	71 lb	32 kg	
Gross	84 lb	38 kg	



ZUDU Lounge 3-Seater
MG14231

W 78.5" | 200 cm
D 30.5" | 77 cm
H 30.5" | 78 cm
SH 17" | 43 cm
AH 26" | 66 cm

Unit		1 / Box	
Volume	41 ft ³	1.16 m ³	
Nett	99 lb	45 kg	
Gross	121 lb	55 kg	



ZUDU Lounge 1-Seater
MG13183

W 25" | 64 cm
D 30.5" | 77 cm
H 30.5" | 78 cm
SH 17" | 43 cm
AH 26" | 66 cm

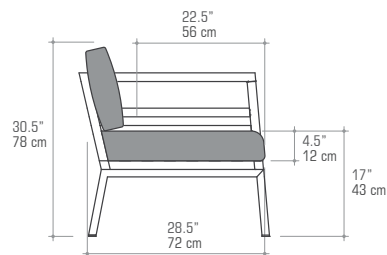
Unit		1 / Box	
Volume	14 ft ³	0.39 m ³	
Nett	35 lb	16 kg	
Gross	44 lb	20 kg	



ZUDU Ottoman
MG13186

W 23" | 58 cm
D 23.5" | 60 cm
H 17" | 43 cm

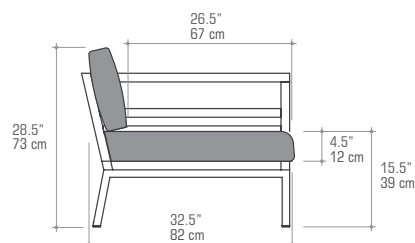
Unit		1 / Box	
Volume	7 ft ³	0.19 m ³	
Nett	18 lb	8 kg	
Gross	22 lb	10 kg	



ZUDU Oversized Corner Sofa
MG13187

W 109.5" | 278 cm
D 109.5" | 278 cm
H 28.5" | 73 cm
SH 15.5" | 39 cm
AH 24.5" | 62 cm

Unit		3 Boxes	
Volume	101 ft ³	2.85 m ³	
Nett	174 lb	79 kg	
Gross	209 lb	95 kg	





ZUPY

Design by Vincent Cantaert & Barbara Widiningtias







ZUPY Dining Chair (Monocolor)

ZUP03.L **Leisuretex**
 ZUP03.B **Batylone Lounge**
 ZUP03.S **Faux-leather**

W	22" 56 cm	Unit	1 / Box	
D	25" 64 cm	Volume	12 ft3	0.33 m3
H	30.5" 78 cm	Nett	11 lb	5 kg
SH	18" 46 cm	Gross	18 lb	8 kg
AH	27" 68 cm			



ZUPY Dining Chair (Twtotones)

ZUP03.SL

W	22" 56 cm	Unit	1 / Box	
D	25" 64 cm	Volume	12 ft3	0.33 m3
H	30.5" 78 cm	Nett	11 lb	5 kg
SH	18" 46 cm	Gross	18 lb	8 kg
AH	27" 68 cm			



ZUPY Bistro Table (HPL)

ZUP10

L	24" 60 cm	Unit	2 Boxes	
W	24" 60 cm	Volume	6 ft3	0.18 m3
H	28.5" 73 cm	Nett	33 lb	15 kg
CH	28" 71 cm	Gross	38 lb	17 kg



ZUPY Bistro Table (HPL)

ZUP04

L	30" 76 cm	Unit	2 Boxes	
W	30" 76 cm	Volume	9 ft3	0.26 m3
H	28.5" 73 cm	Nett	40 lb	18 kg
CH	28" 71 cm	Gross	51 lb	23 kg

FRAME

Powder Coated Aluminum

UPHOLSTERY

Faux-leather (ZUP03.SL - inside / ZUP03.S)
 Smart Textiles - Leisuretex (ZUP03.SL - outside / ZUP03.L)

TABLE TOP

HPL (High Pressure Laminate)

326



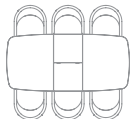
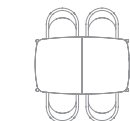


ZUPY Extension Table (HPL)

ZUP09

L	65" - 85"	165 - 216 cm
W	40"	100 cm
H	30"	75 cm
CH	25.5" - 26.5"	65 - 67 cm

Unit	1 / Box	
Volume	15 ft ³	0.42 m ³
Nett	103 lb	47 kg
Gross	122 lb	55 kg

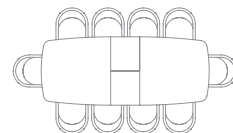
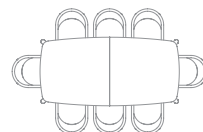


ZUPY Extension Table Large (HPL)

ZUP11

L	96" - 116"	244 - 295 cm
W	47"	120 cm
H	30"	76 cm
CH	25" - 26"	63 - 66 cm

Unit	1 / Box	
Volume	26 ft ³	0.73 m ³
Nett	192 lb	87 kg
Gross	238 lb	108 kg



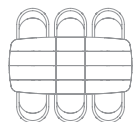
* Table simulation using ZUPY Dining Chair



FRAME
Powder Coated Aluminum

TABLE TOP
HPL (High Pressure Laminate)



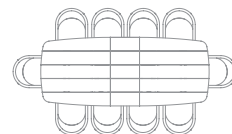
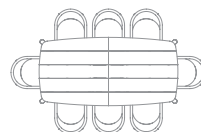


ZUPY Extension Table (Teak)

ZUP08

L	65" - 85"		165 - 216 cm
W	40"		100 cm
H	30"		76 cm
CH	25.5" - 26.5"		65 - 67 cm

Unit	1 / Box	
Volume	15 ft ³	0.42 m ³
Nett	88 lb	40 kg
Gross	107 lb	48 kg



ZUPY Extension Table Large (Teak)

ZUP13

L	96" - 116"		244 - 295 cm
W	47"		120 cm
H	30"		76 cm
CH	25" - 26"		63 - 66 cm

Unit	1 / Box	
Volume	24 ft ³	0.67 m ³
Nett	152 lb	69 kg
Gross	192 lb	87 kg

* Table simulation using ZUPY Dining Chair

FRAME

Powder Coated Aluminum

TABLE TOP

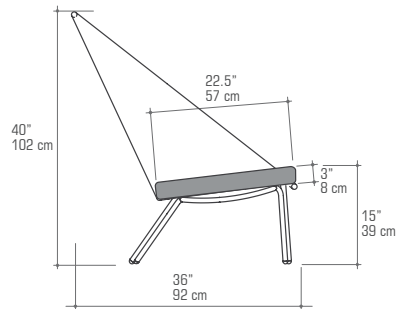
Recycled Teak | Smooth (T30)



ZUPY Highback Chair
ZUP07

W 35" | 88 cm
D 36" | 92 cm
H 40" | 102 cm
SH 15" | 39 cm

Unit	1 / Box	
Volume	33 ft ³	0.94 m ³
Nett	21 lb	10 kg
Gross	50 lb	23 kg



FRAME
Powder Coated Aluminum

UPHOLSTERY
Smart Textiles - Batyline Lounge

Miscellaneous



AIKO Box
AIK55

L	44"		110 cm
W	28"		70 cm
H	23"		58 cm

Unit	1 / Box	
Volume	19 ft ³	0.53 m ³
Nett	91 lb	41 kg
Gross	114 lb	52 kg

Zinc Liner included

AIKO Planter Rack
AIK62

L	47"		119 cm
W	17.5"		45 cm
H	63"		160 cm

Unit	1 / Box	
Volume	37 ft ³	1.04 m ³
Nett	42 lb	19 kg
Gross	75 lb	34 kg

FRAME
Drift-look Teak

BOX LID
HPL (High Pressure Laminate)

RACK FRAME
Powder Coated Aluminum



AIKO Planter Rectangular
AIK61

L 28.5" | 72 cm
W 20.5" | 52 cm
H 58" | 147 cm

Unit	1 / Box	
Volume	23 ft ³	0.65 m ³
Nett	42 lb	19 kg
Gross	62 lb	28 kg

Zinc Liner included

AIKO Planter Square
AIK60

L 20.5" | 52 cm
W 20.5" | 52 cm
H 58" | 147 cm

Unit	1 / Box	
Volume	17 ft ³	0.48 m ³
Nett	33 lb	15 kg
Gross	49 lb	22 kg

Zinc Liner included

AIKO Planter Divider
AIK59

L 54" | 137 cm
W 16.5" | 42 cm
H 66" | 167 cm

Unit	1 / Box	
Volume	39 ft ³	1.11 m ³
Nett	77 lb	35 kg
Gross	110 lb	50 kg

Zinc Liner included

FRAME

Drift-look Teak

RACK FRAME

Powder Coated Aluminum



ARO Divider Model A (Sling)

AR02

W	51.5"	131 cm
D	18"	45 cm
H	83"	210 cm

Unit	2 Boxes	
Volume	17 ft ³	0.49 m ³
Nett	86 lb	39 kg
Gross	121 lb	55 kg



ARO Divider Model B (Sling)

AR04

W	68.5"	174 cm
D	18"	45 cm
H	59"	150 cm

Unit	2 Boxes	
Volume	16.5 ft ³	0.47 m ³
Nett	86 lb	39 kg
Gross	119 lb	54 kg



FRAME

Powder Coated Aluminum

BASE

Powder Coated Galvanized Steel

SLING

Regular Sling
Premium Sling



ARO Divider Model A (Rope weaving)

ARO1

W 51.5" | 131 cm
D 18" | 45 cm
H 83" | 210 cm

Unit	2 Boxes	
Volume	17 ft3	0.49 m3
Nett	88 lb	40 kg
Gross	123 lb	56 kg



ARO Divider Model B (Rope weaving)

ARO3

W 68.5" | 174 cm
D 18" | 45 cm
H 59" | 150 cm

Unit	2 Boxes	
Volume	16.5 ft3	0.47 m3
Nett	88 lb	40 kg
Gross	121 lb	55 kg



FRAME

Powder Coated Aluminum

BASE

Powder Coated Galvanized Steel

WEAVING

Rope

Mamagreen Throw Pillows offer excellent back or lumbar support.

Made of Sunbrella or Olefin fabric, covers can be easily removed for handwashing.

Pillow inserts are made of 100% Hilon Dacron and a water repellent taffeta polyester liner.






BOX Pillow 24" x 16" / 60 x 40 cm
(with contrasting piping)
SUPI01




BOX Pillow 18" x 14" / 45 x 35 cm
(with contrasting piping)
SUPI02



BULLNOSE Back Pillow
24" x 16" / 60 x 40 cm
SUPI03



BULLNOSE Lumbar Pillow
18" x 14" / 45 x 35 cm
SUPI04



DECO
cover : Sunbrella / Olefin


DECO
(with piping)
cover : Sunbrella
piping : Sunbrella / Stamskin

BULLNOSE
cover : Sunbrella / Olefin


BOX
(with piping)
cover : Sunbrella
piping : Sunbrella / Stamskin



DECO Pillow 24" x 24" / 60 x 60 cm
(with contrasting piping)
SUPI05



DECO Pillow 20" x 20" / 50 x 50 cm
(with contrasting piping)
SUPI07




DECO Pillow 16" x 16" / 40 x 40 cm
(with contrasting piping)
SUPI09



DECO Pillow 24" x 24" / 60 x 60 cm
SUPI06



DECO Pillow 20" x 20" / 50 x 50 cm
SUPI08




DECO Pillow 16" x 16" / 40 x 40 cm
SUPI10

338 **Handmade Textured Pillows** are available in four different designs and multiple color options. These decorative throw pillows can remain outside during light rain and are easily stored overnight when not in use.


Carefully designed MAMAGREEN pillows are easy to mix and match with any collection and offer countless design possibilities.

Pillow inserts are made of 100% Hilon Dacron and a water repellent taffeta polyester liner.





Flower Pillow
MGB229



Flower Pillow
MGB228



Bee Pillow
MGB412



Bee Pillow
MGB411



Bee Pillow
MGB413



Fringe Pillow
MGB224




Fringe Pillow
MGB222



Fringe Pillow
MGB223



Weave Pillow
MGB227



Weave Pillow
MGB226



Weave Pillow
MGB225



Weave Pillow
MGB410

Masterpieces designed by nature.

340





These unique tables are made of robust teak roots, carefully selected and finished by Mamagreen, complemented with a tempered glass table top.

Very limited availability

Contact us for inventory and price information.







SOL Y SOMBRA Canopy is one of our signature design pieces attributed to reimagining the outdoor experience with maximum comfort and luxurious casual lifestyle.

Inspired by contemporary design style and carefully crafted from high-quality aluminum, Sol Y Sombra is ideal for any outdoor space to withstand any weather.

Discover the prominent features of the Sol Y Sombra Canopy and its customizable design.

In case of heavy wind or storm and snow, open or remove curtains and drapery to avoid damage.

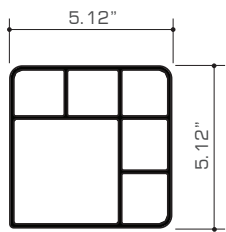
Warranty : up to 5 Years

Wind Rating : up to 85 Mph



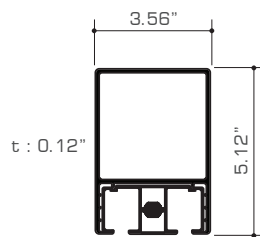
COLUMN

Aluminum 6063 T6
(with reinforcement)



BEAM

Aluminum 6063 T6
(with reinforcement)



with integrated system for sliding wall and curtain

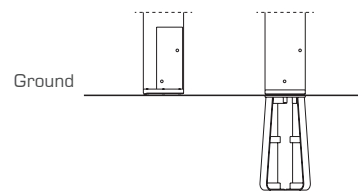
GROUND MOUNTING



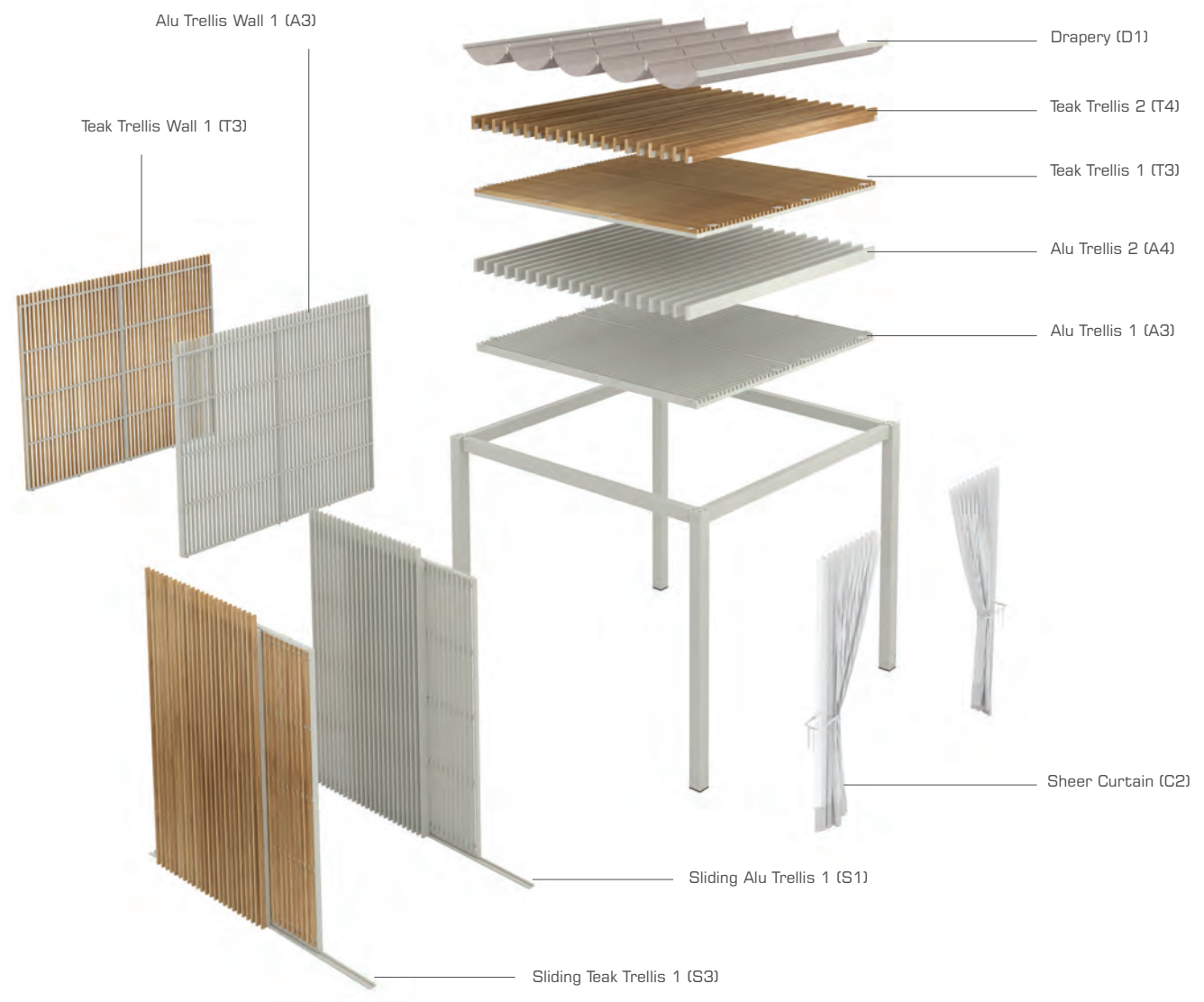
Decking/Concrete



Bellow Surface



Bellow Surface




ROOF OPTIONS


(D1) Drapery




(A3) Alu Trellis 1
0.8" x 1.6"
1.6" Gap



(A4) Alu Trellis 2
1.6" x 5"
4" Gap



(T3) Teak Trellis 1
0.8" x 1.6"
1.6" Gap



(T4) Teak Trellis 2
1.6" x 5"
4" Gap





WALL OPTIONS



(C2) Sheer Curtain




(A3) Fixed Alu Trellis 1
0.8" x 1.6"
1.6" Gap



(T3) Fixed Teak Trellis 1
0.8" x 1.6"
1.6" Gap



(S1) Alu Sliding Wall 1
0.8" x 1.6"
1.6" Gap



(S3) Teak Sliding Wall 1
0.8" x 1.6"
1.6" Gap



SUGGESTED CONFIGURATIONS



Option 1
Open Wall



Option 2
Roof + Back




Option 3
Roof + Back + 2 Side Walls



Option 4
Roof + Back + 2 Side Curtains



Option 5
Roof + Back + 3 Curtains



Option 6
Roof + Back + 2 Sliding Walls



Options are subject to change for better performance.
Some options are more suitable for certain terrain.
Consult with our sales rep for more details and/or customization.

COLOR OPTIONS

PREMIUM POWDER COATING COLORS ULTRA DURABLE



F50 - COTTON



F69 - CHAMPAGNE



F49 - IRON BLACK



F77 - JET BLACK **NEW**




F71 - RUST **NEW**

DRAPERY


PERFORMANCE TEXTILES | Grade A



C40 - WHITE



C50 - TAUPE




C54 - COAL




C48 - BLACK

SHEER CURTAIN

OLEFIN POLYESTER



D79 - NATURAL



D80 - BEIGE



SOL Y SOMBRRA CANOPY
8 ft x 8 ft (2.5 x 2.5 m)

L 8 ft | 2.5 m
W 8 ft | 2.5 m
H 8 ft | 2.5 m

		OPTIONS			
		Alu Trellis 1	Alu Trellis 1 (Wall) Alu Trellis 2 (Roof)	Teak Trellis 1	Teak Trellis 1 (Wall) Teak Trellis 2 (Roof)
CONFIGURATIONS	Roof - Open (No Wall)	P1A300**	P1A400**	P1T300**	P1T400**
	Roof - Back Wall	P1A321**	P1A421**	P1T323**	P1T423**
	Roof - Back + 2 Side Walls	P1A331**	P1A431**	P1T333**	P1T433**
	Roof - Back + 2 Side Curtains	P1A341**	P1A441**	P1T343**	P1T443**
	Roof - Back + 3 Curtains	P1A351**	P1A451**	P1T353**	P1T453**
	Roof - Back + 2 Sliding Walls	P1A361**	P1A461**	P1T363**	P1T463**
	Roof - Back + 2 Sliding Walls + Front Curtain	P1A371**	P1A471**	P1T373**	P1T473**
	Drapery Roof - Open (No Wall)	P1D100**	-	P1D100**	-
	Drapery Roof - Back Wall	P1D121**	-	P1D123**	-
	Drapery Roof - Back + 2 Side Walls	P1D131**	-	P1D133**	-
	Drapery Roof - Back + 2 Side Curtains	P1D141**	-	P1D143**	-
	Drapery Roof - Back + 3 Curtains	P1D151**	-	P1D153**	-
	Drapery Roof - Back + 2 Sliding Walls	P1D161**	-	P1D163**	-
	Drapery Roof - Back + 2 Sliding Walls + Front Curtain	P1D171**	-	P1D173**	-



SOL Y SOMBRRA CANOPY
10 ft x 10 ft (3.1 x 3.1 m)

L 10 ft | 3.1 m
W 10 ft | 3.1 m
H 8 ft | 2.5 m

		OPTIONS			
		Alu Trellis 1	Alu Trellis 1 (Wall) Alu Trellis 2 (Roof)	Teak Trellis 1	Teak Trellis 1 (Wall) Teak Trellis 2 (Roof)
CONFIGURATIONS	Roof - Open (No Wall)	P2A300**	P2A400**	P2T300**	P2T400**
	Roof - Back Wall	P2A321**	P2A421**	P2T323**	P2T423**
	Roof - Back + 2 Side Walls	P2A331**	P2A431**	P2T333**	P2T433**
	Roof - Back + 2 Side Curtains	P2A341**	P2A441**	P2T343**	P2T443**
	Roof - Back + 3 Curtains	P2A351**	P2A451**	P2T353**	P2T453**
	Roof - Back + 2 Sliding Walls	P2A361**	P2A461**	P2T363**	P2T463**
	Roof - Back + 2 Sliding Walls + Front Curtain	P2A371**	P2A471**	P2T373**	P2T473**
	Drapery Roof - Open (No Wall)	P2D100**	-	P2D100**	-
	Drapery Roof - Back Wall	P2D121**	-	P2D123**	-
	Drapery Roof - Back + 2 Side Walls	P2D131**	-	P2D133**	-
	Drapery Roof - Back + 2 Side Curtains	P2D141**	-	P2D143**	-
	Drapery Roof - Back + 3 Curtains	P2D151**	-	P2D153**	-
	Drapery Roof - Back + 2 Sliding Walls	P2D161**	-	P2D163**	-
	Drapery Roof - Back + 2 Sliding Walls + Front Curtain	P2D171**	-	P2D173**	-

** : Suitable for Rooftop



SOL Y SOMBRA CANOPY

10 ft x 12 ft (3.1 x 3.6 m)

L 10 ft | 3.1 m
W 12 ft | 3.6 m
H 8 ft | 2.5 m

		OPTIONS			
		Alu Trellis 1	Alu Trellis 1 (Wall) Alu Trellis 2 (Roof)	Teak Trellis 1	Teak Trellis 1 (Wall) Teak Trellis 2 (Roof)
CONFIGURATIONS	Roof - Open (No Wall)	P4A300**	P4A400**	P4T300**	P4T400**
	Roof - Back Wall	P4A321**	P4A421**	P4T323**	P4T423**
	Roof - Back + 2 Side Walls	P4A331**	P4A431**	P4T333**	P4T433**
	Roof - Back + 2 Side Curtains	P4A341**	P4A441**	P4T343**	P4T443**
	Roof - Back + 3 Curtains	P4A351**	P4A451**	P4T353**	P4T453**
	Roof - Back + 2 Sliding Walls	P4A361**	P4A461**	P4T363**	P4T463**
	Roof - Back + 2 Sliding Walls + Front Curtain	P4A371**	P4A471**	P4T373**	P4T473**
	Drapery Roof - Open (No Wall)	P4D100**	-	P4D100**	-
	Drapery Roof - Back Wall	P4D121**	-	P4D123**	-
	Drapery Roof - Back + 2 Side Walls	P4D131**	-	P4D133**	-
	Drapery Roof - Back + 2 Side Curtains	P4D141**	-	P4D143**	-
	Drapery Roof - Back + 3 Curtains	P4D151**	-	P4D153**	-
	Drapery Roof - Back + 2 Sliding Walls	P4D161**	-	P4D163**	-
	Drapery Roof - Back + 2 Sliding Walls + Front Curtain	P4D171**	-	P4D173**	-



SOL Y SOMBRA CANOPY

12 ft x 12 ft (3.6 x 3.6 m)

L 12 ft | 3.6 m
W 12 ft | 3.6 m
H 8 ft | 2.5 m

		OPTIONS			
		Alu Trellis 1	Alu Trellis 1 (Wall) Alu Trellis 2 (Roof)	Teak Trellis 1	Teak Trellis 1 (Wall) Teak Trellis 2 (Roof)
CONFIGURATIONS	Roof - Open (No Wall)	P3A300**	P3A400**	P3T300**	P3T400**
	Roof - Back Wall	P3A321**	P3A421**	P3T323**	P3T423**
	Roof - Back + 2 Side Walls	P3A331**	P3A431**	P3T333**	P3T433**
	Roof - Back + 2 Side Curtains	P3A341**	P3A441**	P3T343**	P3T443**
	Roof - Back + 3 Curtains	P3A351**	P3A451**	P3T353**	P3T453**
	Roof - Back + 2 Sliding Walls	P3A361**	P3A461**	P3T363**	P3T463**
	Roof - Back + 2 Sliding Walls + Front Curtain	P3A371**	P3A471**	P3T373**	P3T473**
	Drapery Roof - Open (No Wall)	P3D100**	-	P3D100**	-
	Drapery Roof - Back Wall	P3D121**	-	P3D123**	-
	Drapery Roof - Back + 2 Side Walls	P3D131**	-	P3D133**	-
	Drapery Roof - Back + 2 Side Curtains	P3D141**	-	P3D143**	-
	Drapery Roof - Back + 3 Curtains	P3D151**	-	P3D153**	-
	Drapery Roof - Back + 2 Sliding Walls	P3D161**	-	P3D163**	-
	Drapery Roof - Back + 2 Sliding Walls + Front Curtain	P3D171**	-	P3D173**	-

** : Suitable for Rooftop

SOMBRERO CANOPY

352



The SOMBRERO canopy is versatile and highly customizable. Various roof and wall options create privacy and shade. Made with a sturdy aluminum frame, these canopies are suitable for hospitality and residential. In case of heavy wind or storm and snow, open or remove curtains to avoid damage.

Warranty : up to 3 Years

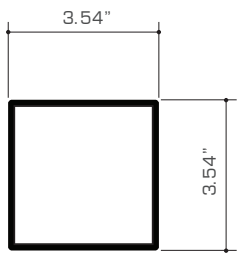
Wind Rating : up to 60 Mph





COLUMN & BEAM


Aluminum 6063 T5



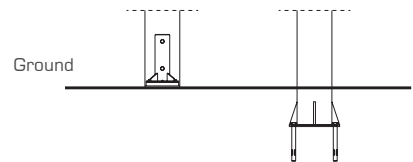
GROUND MOUNTING



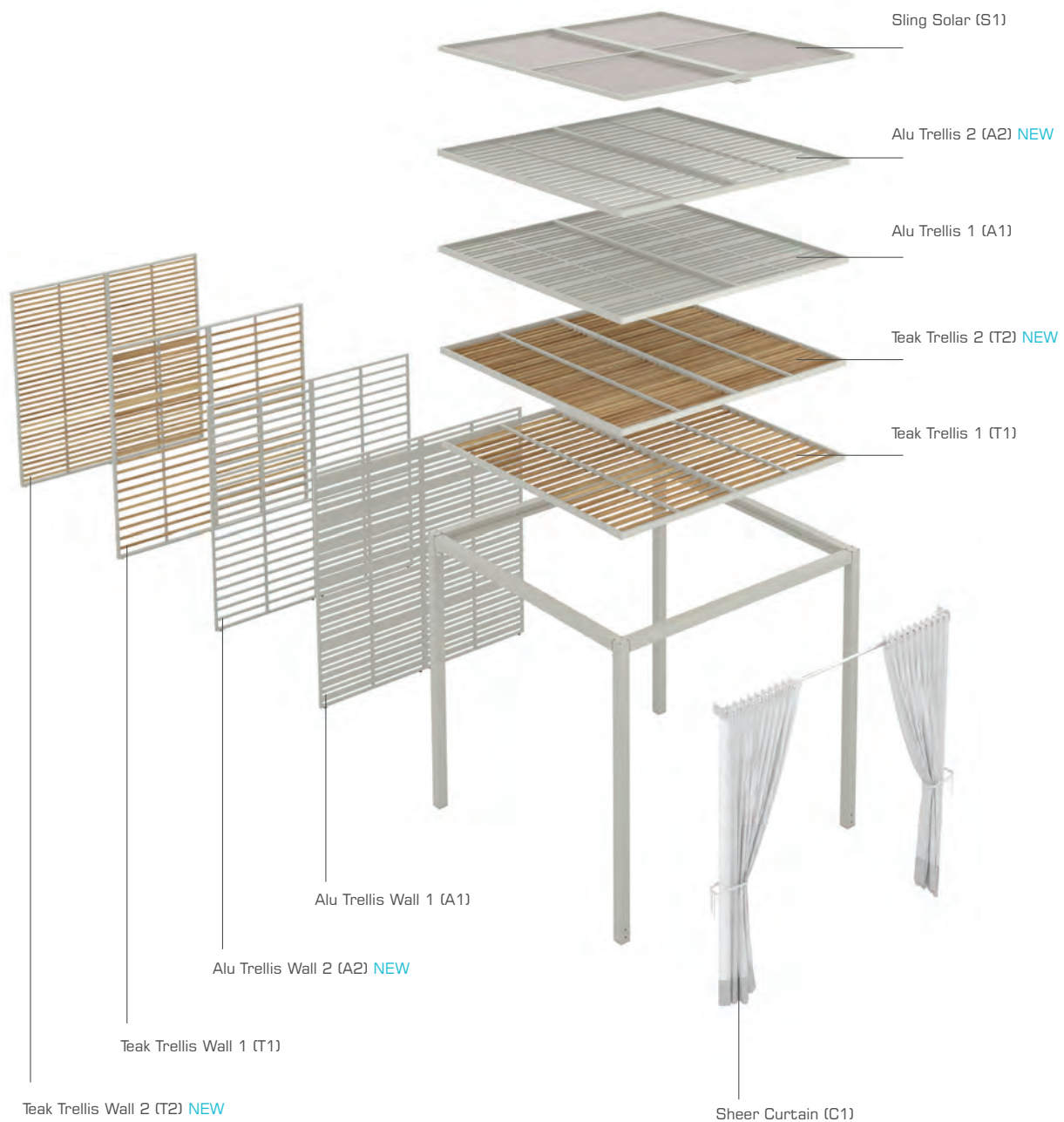
(Decking/Concrete)



(In Ground)



(In Ground)



ROOF OPTIONS

356

(S1) Sling Solar



(A1) Alu Trellis 1

1" x 1", 1" x 2"
1" x 4"
1.2" Gap



(A2) Alu Trellis 2 **NEW**

1" x 1"
3.2" Gap



(T1) Teak Trellis 1

1" x 1.2"
3.2" Gap



(T2) Teak Trellis 2 **NEW**

1" x 1.2"
1.6" Gap



WALL OPTIONS

(C1) Sheer Curtain



(A1) Alu Trellis 1

1" x 1", 1" x 2"
1" x 4"
1.2" Gap



(A2) Alu Trellis 2 **NEW**

1" x 1"
3.2" Gap



(T1) Teak Trellis 1

1" x 1"
3.2" Gap



(T2) Teak Trellis 2 **NEW**

1" x 1"
1.6" Gap



SUGGESTED CONFIGURATIONS



Option 1
Open Wall



Option 2
Roof + Back



Option 3
Roof + Back + 2 Side Walls



Option 4
Roof + Back + 2 Side Curtains



Option 5
Roof + Back + 3 Curtains



Option 6
Roof + 4 Curtains



Options are subject to change for better performance.
Some options are more suitable for certain terrain.
Consult with our sales rep for more details and/or customization.

COLOR OPTIONS

PREMIUM POWDER COATING COLORS

ULTRA DURABLE



F50 - COTTON



F69 - CHAMPAGNE



F49 - IRON BLACK



F77 - JET BLACK **NEW**



F71 - RUST **NEW**

STANDARD POWDER COATING COLORS

GLOSS



F35 - URBAN WHITE




F78 - TAN **NEW**

SLING


REGULAR SLING | Grade K




S01 - BATYLINE WHITE



S02 - BATYLINE GREY



S03 - BATYLINE LIGHT TAUPE



S04 - BATYLINE DARK TAUPE




S05 - BATYLINE BLACK

SHEER CURTAIN

OLEFIN POLYESTER



D79 - NATURAL



D80 - BEIGE

**SOMBRERO CANOPY ALUMINUM****8 ft x 8 ft (2.5 x 2.5 m)****L** 8 ft | 2.5 m**W** 8 ft | 2.5 m**H** 8 ft | 2.5 m

		OPTIONS			
		Alu Trellis 1	Alu Trellis 2	Teak Trellis 1	Teak Trellis 2
CONFIGURATIONS	Roof - Open (No Wall)	B1A100*	B1A200*	B1T100*	B1T200*
	Roof - Back Wall	B1A121*	B1A222*	B1T123*	B1T224*
	Roof - Back + 2 Side Walls	B1A131**	B1A232**	B1T133**	B1T234**
	Roof - Back + 2 Side Curtains	B1A141*	B1A242*	B1T143*	B1T244*
	Roof - Back + 3 Curtains	B1A151*	B1A252*	B1T153*	B1T254*
	Roof - 4 Curtains	B1A165*	B1A265*	B1T165*	B1T265*
	Sling Solar Roof - Back Wall	B1S121*	B1S122*	B1S123*	B1S124*
	Sling Solar Roof - Back + 2 Side Walls	B1S131**	B1S132**	B1S133**	B1S134**
	Sling Solar Roof - Back + 2 Side Curtains	B1S141*	B1S142*	B1S143*	B1S144*
	Sling Solar Roof - Back + 3 Curtains	B1S151*	B1S152*	B1S153*	B1S154*
	Sling Solar Roof - 4 Curtains			B1S165*	
	Sling Solar Roof - Open (No Wall)			B1S100*	

**SOMBRERO CANOPY ALUMINUM****10 ft x 10 ft (3.1 x 3.1 m)****L** 10 ft | 3.1 m**W** 10 ft | 3.1 m**H** 8 ft | 2.5 m

		OPTIONS			
		Alu Trellis 1	Alu Trellis 2	Teak Trellis 1	Teak Trellis 2
CONFIGURATIONS	Roof - Open (No Wall)	B2A100*	B2A200*	B2T100*	B2T200*
	Roof - Back Wall	B2A121*	B2A222*	B2T123*	B2T224*
	Roof - Back + 2 Side Walls	B2A131**	B2A232**	B2T133**	B2T234**
	Roof - Back + 2 Side Curtains	B2A141*	B2A242*	B2T143*	B2T244*
	Roof - Back + 3 Curtains	B2A151*	B2A252*	B2T153*	B2T254*
	Roof - 4 Curtains	B2A165*	B2A265*	B2T165*	B2T265*
	Sling Solar Roof - Back Wall	B2S121*	B2S122*	B2S123*	B2S124*
	Sling Solar Roof - Back + 2 Side Walls	B2S131**	B2S132**	B2S133**	B2S134**
	Sling Solar Roof - Back + 2 Side Curtains	B2S141*	B2S142*	B2S143*	B2S144*
	Sling Solar Roof - Back + 3 Curtains	B2S151*	B2S152*	B2S153*	B2S154*
	Sling Solar Roof - 4 Curtains			B2S165*	
	Sling Solar Roof - Open (No Wall)			B2S100*	

** : Suitable for Rooftop

* : Not advise for Rooftop

**SOMBRERO CANOPY ALUMINUM**

8 ft x 16 ft (2.5 x 4.9 m)

L 8 ft | 2.5 m

W 16 ft | 4.9 m

H 8 ft | 2.5 m

		OPTIONS			
		Alu Trellis 1	Alu Trellis 2	Teak Trellis 1	Teak Trellis 2
CONFIGURATIONS	Roof - Open (No Wall)	B5A100*	B5A200*	B5T100*	B5T200*
	Roof - Back Wall	B5A121*	B5A222*	B5T123*	B5T224*
	Roof - Back + 2 Side Walls	B5A131**	B5A232**	B5T133**	B5T234**
	Roof - Back + 2 Side Curtains	B5A141*	B5A242*	B5T143*	B5T244*
	Roof - Back + 3 Curtains	B5A151*	B5A252*	B5T153*	B5T254*
	Roof - 4 Curtains	B5A165*	B5A265*	B5T165*	B5T265*
	Sling Solar Roof - Back Wall	B5S121*	B5S122*	B5S123*	B5S124*
	Sling Solar Roof - Back + 2 Side Walls	B5S131**	B5S132**	B5S133**	B5S134**
	Sling Solar Roof - Back + 2 Side Curtains	B5S141*	B5S142*	B5S143*	B5S144*
	Sling Solar Roof - Back + 3 Curtains	B5S151*	B5S152*	B5S153*	B5S154*
	Sling Solar Roof - 4 Curtains	B5S165*			
	Sling Solar Roof - Open (No Wall)	B5S100*			

**SOMBRERO CANOPY ALUMINUM**

8 ft x 24 ft (2.5 x 7.3 m)

L 8 ft | 2.5 m

W 24 ft | 7.3 m

H 8 ft | 2.5 m

		OPTIONS			
		Alu Trellis 1	Alu Trellis 2	Teak Trellis 1	Teak Trellis 2
CONFIGURATIONS	Roof - Open (No Wall)	B6A100*	B6A200*	B6T100*	B6T200*
	Roof - Back Wall	B6A121*	B6A222*	B6T123*	B6T224*
	Roof - Back + 2 Side Walls	B6A131**	B6A232**	B6T133**	B6T234**
	Roof - Back + 2 Side Curtains	B6A141*	B6A242*	B6T143*	B6T244*
	Roof - Back + 3 Curtains	B6A151*	B6A252*	B6T153*	B6T254*
	Roof - 4 Curtains	B6A165*	B6A265*	B6T165*	B6T265*
	Sling Solar Roof - Back Wall	B6S121*	B6S122*	B6S123*	B6S124*
	Sling Solar Roof - Back + 2 Side Walls	B6S131**	B6S132**	B6S133**	B6S134**
	Sling Solar Roof - Back + 2 Side Curtains	B6S141*	B6S142*	B6S143*	B6S144*
	Sling Solar Roof - Back + 3 Curtains	B6S151*	B6S152*	B6S153*	B6S154*
	Sling Solar Roof - 4 Curtains	B6S165*			
	Sling Solar Roof - Open (No Wall)	B6S100*			

SOMBRERO CANOPY MULTI-POSITION SLING (STAINLESS STEEL)

362 This version of the SOMBRERO canopy creates a contemporary aesthetic. The multi position sling roof / wall offers privacy and shade. Suitable for luxurious hospitality and residential projects. Not suitable in areas with extreme winds, rooftops or beachfront properties.

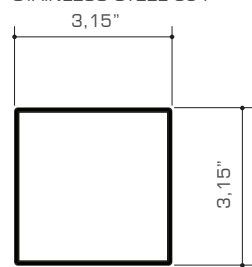
Warranty : up to 3 Years

Wind Rating : up to 60 Mph




**COLUMN & BEAM**

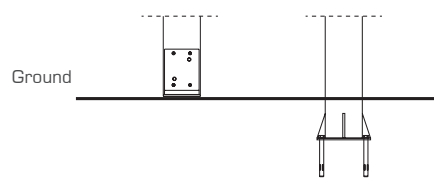
STAINLESS STEEL 304

**GROUND MOUNTING**

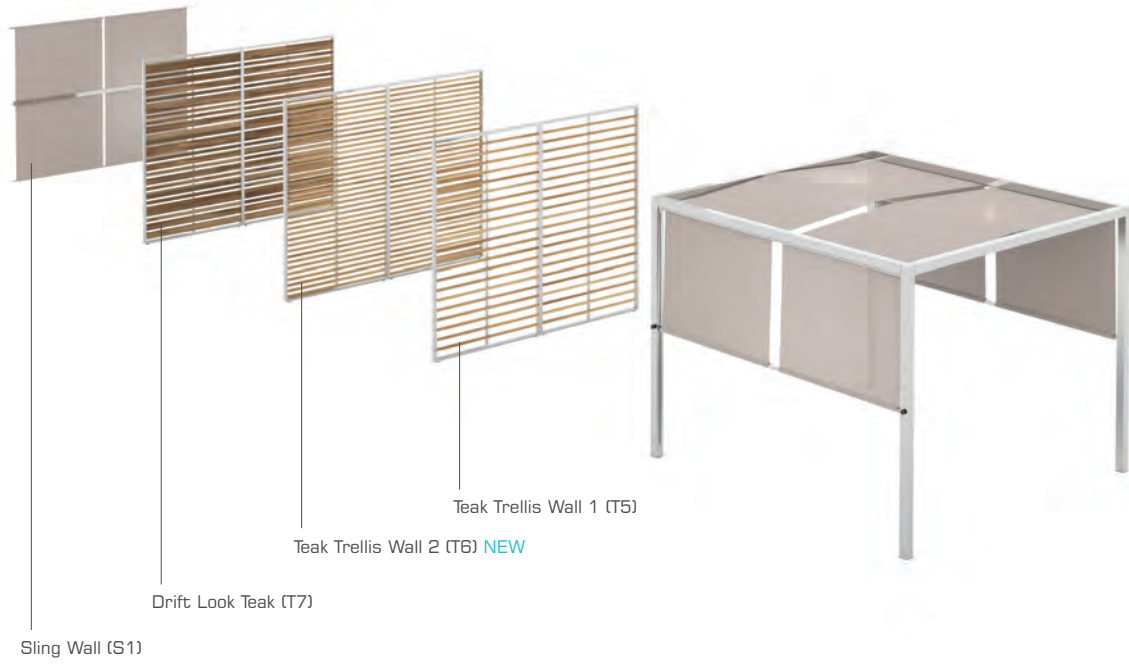
(Decking/Concrete)



(In Ground)



(In Ground)



WALL OPTIONS

(T7) Drift Look Teak

1.5" x 0.7", 3.2" x 0.7"
4.7" x 0.7"
1.2" Gap



(T5) Teak Trellis 1

1" x 1"
3.2" Gap



(T6) Teak Trellis 2 **NEW**

1" x 1"
1.6" Gap



(S1) Sling Wall



**SOMBRERO CANOPY MULTI-POSITION SLING****8 ft x 8 ft (2.5 x 2.5 m)****L** 8 ft | 2.5 m**W** 8 ft | 2.5 m**H** 8 ft | 2.5 m

Walls	Multi-Position Slung + Open (No Wall)	S1S200*
	Multi-Position Slung + Back Slung	S1S227*
	Multi-Position Slung + Back Drift Look Teak	S1S226*
	Multi-Position Slung + Back Teak Trellis 1	S1S223*
	Multi-Position Slung + Back Teak Trellis 2	S1S224*

**SOMBRERO CANOPY MULTI-POSITION SLING****10 ft x 10 ft (3.1 x 3.1 m)****L** 10 ft | 3.1 m**W** 10 ft | 3.1 m**H** 8 ft | 2.5 m

Walls	Multi-Position Slung + Open (No Wall)	S2S200*
	Multi-Position Slung + Back Slung	S2S227*
	Multi-Position Slung + Back Drift Look Teak	S2S226*
	Multi-Position Slung + Back Teak Trellis 1	S2S223*
	Multi-Position Slung + Back Teak Trellis 2	S2S224*

**SOMBRERO CANOPY MULTI-POSITION SLING****8 ft x 16 ft (2.5 x 4.9 m)****L** 8 ft | 2.5 m**W** 16 ft | 4.9 m**H** 8 ft | 2.5 m

Walls	Multi-Position Slung + Open (No Wall)	S5S200*
	Multi-Position Slung + 2 Side Walls Slung	S5S237*
	Multi-Position Slung + 2 Side Walls Drift Look Teak	S5S236*
	Multi-Position Slung + 2 Side Walls Teak Trellis 1	S5S233*
	Multi-Position Slung + 2 Side Walls Teak Trellis 2	S5S234*

**SOMBRERO CANOPY MULTI-POSITION SLING****8 ft x 24 ft (2.5 x 7.3 m)****L** 8 ft | 2.5 m**W** 24 ft | 7.3 m**H** 8 ft | 2.5 m

Walls	Multi-Position Slung + Open (No Wall)	S6S200*
	Multi-Position Slung + 2 Side Walls Slung	S6S237*
	Multi-Position Slung + 2 Side Walls Drift Look Teak	S6S236*
	Multi-Position Slung + 2 Side Walls Teak Trellis 1	S6S233*
	Multi-Position Slung + 2 Side Walls Teak Trellis 2	S6S234*

* : Not advised for Rooftop



PERSONAL SHADE

368



SOMBRERO Personal Shade
MG15924

W 71" | 180 cm
D 39.5" | 100 cm
H 81.5" | 207 cm

NOTE : Heavy item, suitable for windy areas
Additional floor-mounting available by request
Base made of powdercoated galvanized steel

Materials



C120
Horizon Latte

U27
Pinstripe Sand

T38
Alpes White

C45
Olefin White

T61
Carrara White

C121
Rice

F50
Cotton

S17
Batyline Abstract Gem Cream

U18
Lounge White

S01
Batyline White

W32
Pearl





C71
Olefin Creme

C124
Latte Velour

F07
Taupe

U40
Stamskin Bison

W32 Pearl

W36 Barley

C123
Tortilla

C95
Coco

C115
Sailcloth Sahara

T52
Laterite

C128
Voyage Dune

F07
Taupe

T61
Carrara White

C60
Sailcloth Seagull Grey

T31
Recycled Teak - Brushed

U35
Stamskin Grey Taupe

S01
Batylite White

U42
Sailing
Seagull Grey

C113
Elos Oatmeal
| Non WP

C129
Midori Stone



S13
Batyline Hemo


C41
Olefin Taupe

C69
Sailcloth Shadow

U28
Pinstripe Mocca




T52
Laterite



F69
Champagne



C50
Taupe



F78
Tan

F07
Taupe

U19
Leisuretex Black

T52
Laterite

T75
Concrete

T54
Volcanic Ash

F09
Anthracite

C118
Ottoman Stone

C54
Coal

C48
Black

S25
Royal Black





W24
Coral

W34
Canary

U39
Stamskin Orange

C88
Olefin Marsala

S24
Stripe Red Barcode

F71
Rust

F42
NEO Copper

C106
Olefin
Yellow

F51
Orange Coral

C57
Dolce Mango

F09
Anthracite

C111
Elios Nightshade | WP

C91
Olefin Midnight Blue

C59
Ibiza

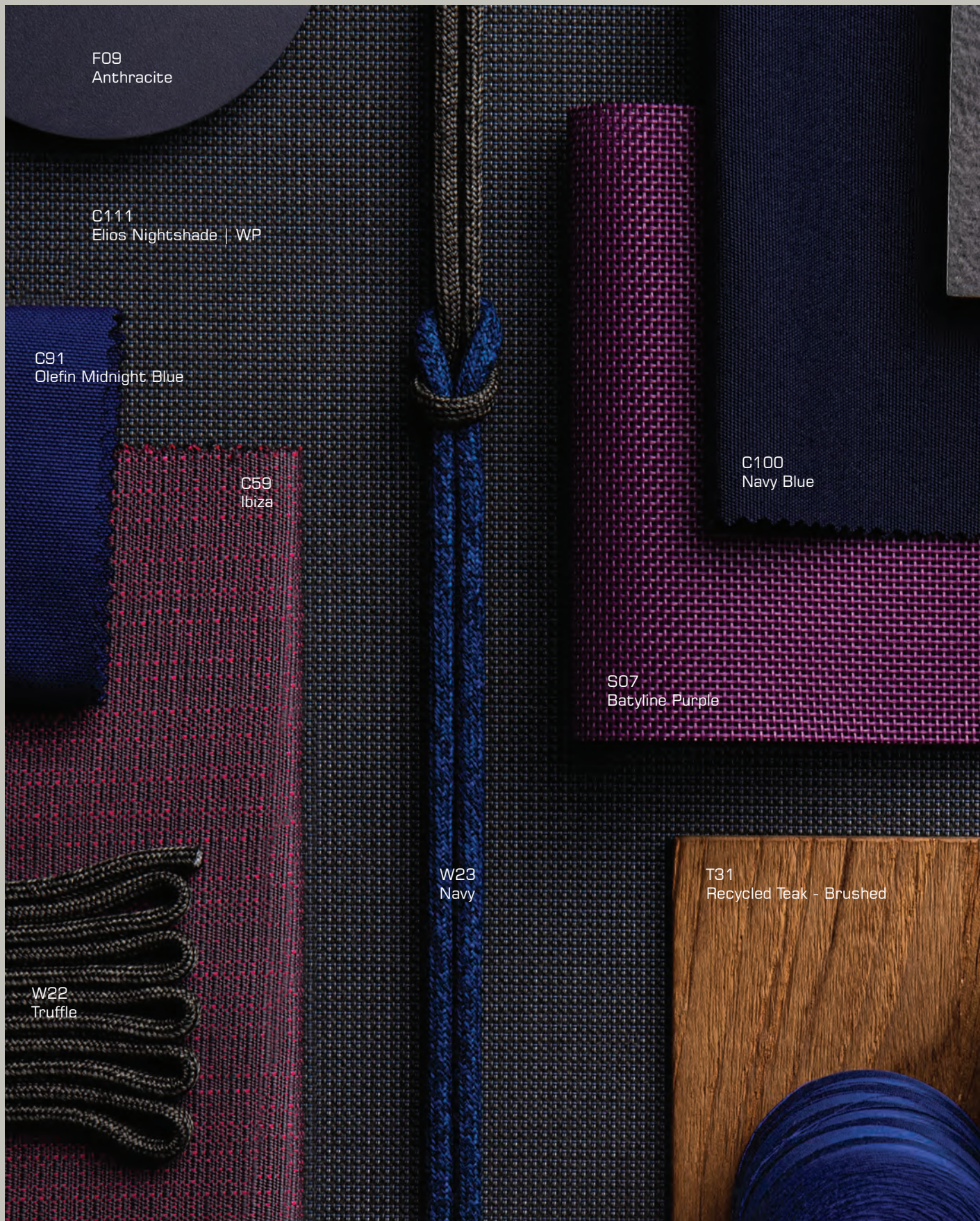
C100
Navy Blue

S07
Batyline Purple

W23
Navy

T31
Recycled Teak - Brushed

W22
Truffle






S23
Stripe Green Barcode



F69
Champagne



T75
Concrete



S28
Batyline
Sassy Green

C86
Olefin Olive




F07
Taupe

W20
Willow

G114
Heritage Leaf



S08
Batyline Lime



C127
Fischer Lagoon



U36
Stamskin Lime



C78
Mineral Blue Chine

C92
Olefin Deep Sea

W36
Barley

C72
Olefin Marine

C58
Dolce Oasis

C85B
Marble Glacier Blue

W23
Navy

S09
Batyline Aruba

F59
Azure

TEXTILE GUIDE

380



Waterproof



Water-repellent



Water-resistant



Mesh



Cushions



Not Advised for Cushions



Pillows / Chair Pads



Not Advised for Pillows / Chair Pads



Upholstered Frames



Not Advised for Upholstered Frames



Padded Sling



Not Advised for Padded Sling



Sling



Not Advised for Sling



Sunroof



Not Advised for Sunroof



50% Recycled Fibers




Fire Retardant



IMO 2010 FTP Code Part 8 compliant

PERFORMANCE TEXTILES | Grade A

Cushions / Mixed Applications / Not Suitable for Upholstered Frames




C94 - ACQUA
100% solution dyed acrylic | Waterproof | 300 gr/m²




C98 - CORAL
100% solution dyed acrylic | Water-repellent | 240 gr/m²




C59 - IBIZA
100% solution dyed acrylic | Water-repellent | 270 gr/m²




C95 - COCO
100% solution dyed acrylic | Waterproof | 300 gr/m²




C52 - MINERAL BLUE
100% solution dyed acrylic | Water-repellent | 260 gr/m²



C100 - NAVY BLUE
100% solution dyed acrylic | Water-repellent | 260 gr/m²



C97 - CORAL DUST
100% solution dyed acrylic | Waterproof | 300 gr/m²



C50 - TAUPE
100% solution dyed acrylic | Water-repellent | 260 gr/m²



C56 - CAROUSEL
59,6% polyester 40,4% acrylic | Water-repellent | 400 gr/m²



C96 - GRAFITO
100% solution dyed acrylic | Waterproof | 300 gr/m²




C53 - TEAK
100% solution dyed acrylic | Water-repellent | 260 gr/m²



C57 - DOLCE MANGO
100% solution dyed acrylic | Water-repellent | 260 gr/m²



C48 - BLACK
100% solution dyed acrylic | Water-repellent | 260 gr/m²



C49 - WHITE
100% solution dyed acrylic | Water-repellent | 260 gr/m²



C58 - DOLCE OASIS
100% solution dyed acrylic | Water-repellent | 260 gr/m²



C54 - COAL
100% solution dyed acrylic | Water-repellent | 260 gr/m²



C78 - MINERAL BLUE CHINE
100% solution dyed acrylic | Water-repellent | 260 gr/m²

SIGNATURE TEXTILES | Grade B

Cushions / Pillows / Pads / Not Suitable for Upholstered Frames



C120 - HORIZON LATTE NEW
100% solution dyed acrylic | Water-repellent | 380 gr/m²



C114 - HERITAGE LEAF NEW
100% solution dyed acrylic | Water-repellent | 350 gr/m²



C85B - MARBLE GLACIER BLUE
100% solution dyed acrylic | Water-repellent | 345 gr/m²



C119 - HORIZON STONE NEW
100% solution dyed acrylic | Water-repellent | 380 gr/m²



C109 - HERITAGE GRANITE
100% solution dyed acrylic | Water-repellent | 350 gr/m²



C85I - MARBLE GLACIER ICE
100% solution dyed acrylic | Water-repellent | 345 gr/m²



SAILCLOTHS | Grade C

Mixed Applications / Suitable for Upholstered Frames



C115 - SAILCLOTH SAHARA NEW
100% solution dyed acrylic | Water-repellent | 400 gr/m²



C69 - SAILCLOTH SHADOW
100% solution dyed acrylic | Water-repellent | 400 gr/m²



C70 - SAILCLOTH SAILOR
100% solution dyed acrylic | Water-repellent | 400 gr/m²




C60 - SAILCLOTH SEAGULL GREY
100% solution dyed acrylic | Water-repellent | 400 gr/m²



SPECIALTY TEXTILES | Grade D

Mixed Applications




C117 - OTTOMAN ASH NEW
100% solution dyed acrylic | Water-repellent | 632 gr/m²



C125 - ELIOS NIGHTSHADE | WP NEW
Premium synthetic blend, soft touch | Waterproof | 540 gr/m²



C126 - ELIOS OATMEAL | WP NEW
Premium synthetic blend, soft touch | Waterproof | 540 gr/m²




C118 - OTTOMAN STONE NEW
100% solution dyed acrylic | Water-repellent | 632 gr/m²



C111 - ELIOS NIGHTSHADE | Non WP
Premium synthetic blend, soft touch | Water-resistant | 450 gr/m²



C113 - ELIOS OATMEAL | Non WP
Premium synthetic blend, soft touch | Water-resistant | 450 gr/m²



U42 - SAILING SEAGULL GREY NEW
Premium synthetic blend | Water-resistant | 580 gr/m²




C112 - ELIOS COBBLE | Non WP
Premium synthetic blend, soft touch | Water-resistant | 450 gr/m²



LUXURY | Grade E


Mixed Applications



C122 - ASPHALT NEW
100% solution dyed acrylic | Water-repellent | 430 gr/m²




C129 - MIDORI STONE NEW
100% solution dyed acrylic | Water-repellent | 478 gr/m²




C123 - TORTILLA NEW
100% solution dyed acrylic | Water-repellent | 430 gr/m²




C127 - FISCHER LAGOON NEW
100% solution dyed acrylic | Water-repellent | 470 gr/m²



C121 - RICE NEW
100% solution dyed acrylic | Water-resistant | 490 gr/m²



C128 - VOYAGE DUNE NEW
100% solution dyed acrylic | Water-repellent | 468 gr/m²



C124 - LATTE VELOUR NEW
100% solution dyed acrylic | Water-repellent | 500 gr/m²



SMART TEXTILES | Grade F

Designed for Upholstered Frames



U19 - LOUNGE BLACK
Premium synthetic blend | Water-resistant | 450 gr/m2



U31 - LEISURETEX GREY
Premium synthetic blend | Waterproof | 520 gr/m2



U28 - PINSTRIPE MOCCA
Premium synthetic blend | Mesh | 440 gr/m2




U20 - LOUNGE NUTMEG
Premium synthetic blend | Water-resistant | 450 gr/m2




U30 - LEISURETEX BLACK
Premium synthetic blend | Waterproof | 520 gr/m2



U27 - PINSTRIPE SAND
Premium synthetic blend | Mesh | 440 gr/m2



U18 - LOUNGE WHITE
Premium synthetic blend | Water-resistant | 450 gr/m2




S25 - ROYAL BLACK
Premium synthetic blend | Mesh | 740 gr/m2




FAUX-LEATHER | Grade G

Designed for Upholstered Frames




U41 - STAMSKIN AVORIO NEW
Multi-layer composite / Polyamide-jersey | Waterproof | 780 gr/m2



U36 - STAMSKIN LIME
Multi-layer composite / Polyamide-jersey | Waterproof | 780 gr/m2




U37 - STAMSKIN PURPLE
Multi-layer composite / Polyamide-jersey | Waterproof | 780 gr/m2




U40 - STAMSKIN BISON
Multi-layer composite / Polyamide-jersey | Waterproof | 780 gr/m2




U39 - STAMSKIN ORANGE
Multi-layer composite / Polyamide-jersey | Waterproof | 930 gr/m2



U33 - STAMSKIN WHITE
Multi-layer composite / Polyamide-jersey | Waterproof | 780 gr/m2



U34 - STAMSKIN BLACK
Multi-layer composite / Polyamide-jersey | Waterproof | 780 gr/m2



U35 - STAMSKIN GREY TAUPE
Multi-layer composite / Polyamide-jersey | Waterproof | 780 gr/m2



CASUAL TEXTILES | Grade H

Designed for Decorative Pillows & Pads

Note : Advised for semi-outdoor, store when not in use



C108 - OLEFIN MOONROCK
100% Olefin | Water-resistant | 290 gr/m2




C45 - OLEFIN WHITE
100% Olefin | Water-resistant | 290 gr/m2



C87 - OLEFIN PEAR
100% Olefin | Water-resistant | 250 gr/m2



C107 - OLEFIN PRESTIGE
100% Olefin | Water-resistant | 290 gr/m2



C81 - OLEFIN BLACK
100% Olefin | Water-resistant | 290 gr/m2



C86 - OLEFIN OLIVE
100% Olefin | Water-resistant | 250 gr/m2



C46 - OLEFIN STONE
100% Olefin | Water-resistant | 290 gr/m2



C72 - OLEFIN MARINE
100% Olefin | Water-resistant | 290 gr/m2




C106 - OLEFIN YELLOW
100% Olefin | Water-resistant | 290 gr/m2




C71 - OLEFIN CREME
100% Olefin | Water-resistant | 290 gr/m2



C91 - OLEFIN MIDNIGHT BLUE
100% Olefin | Water-resistant | 250 gr/m2




C90 - OLEFIN TANGERIN
100% Olefin | Water-resistant | 250 gr/m2




C41 - OLEFIN TAUPE
100% Olefin | Water-resistant | 290 gr/m2



C92 - OLEFIN DEEP SEA
100% Olefin | Water-resistant | 250 gr/m2



C88 - OLEFIN MARSALA
100% Olefin | Water-resistant | 250 gr/m2




C47 - OLEFIN SAND
100% Olefin | Water-resistant | 290 gr/m2



*note that this is not available for standard upholstery cushions. Seat pads and pillows only

REGULAR SLING | Grade K

386



S09 - BATYLINE ARUBA
Polyester/PVC composite | 500 gr/m2




S03 - BATYLINE LIGHT TAUPE
Polyester/PVC composite | 500 gr/m2



S28 - BATYLINE SASSY GREEN
Polyester/PVC composite | 500 gr/m2



S05 - BATYLINE BLACK
Polyester/PVC composite | 500 gr/m2




S08 - BATYLINE LIME
Polyester/PVC composite | 500 gr/m2



S06 - BATYLINE SILVER
Polyester/PVC composite | 500 gr/m2




S04 - BATYLINE DARK TAUPE
Polyester/PVC composite | 500 gr/m2




S10 - BATYLINE ORANGE
Polyester/PVC composite | 500 gr/m2



S01 - BATYLINE WHITE
Polyester/PVC composite | 500 gr/m2



S02 - BATYLINE GREY
Polyester/PVC composite | 500 gr/m2



S07 - BATYLINE PURPLE
Polyester/PVC composite | 500 gr/m2



PREMIUM SLING | Grade L



S17 - BATYLINE ABSTRACT GEM CREAM
Polyester/PVC composite | 560 gr/m2



S16 - BATYLINE ABSTRACT GEM TAUPE
Polyester/PVC composite | 560 gr/m2




S13 - BATYLINE HEMP
Polyester/PVC composite | 560 gr/m2



SOFT TOUCH SLING | Grade P

Suitable for Sling & Padded Sling



S29 - EDEN ACIER

PVC composite - synthetic fibers | 450 gr/m²

NEW



S31 - EDEN GLACIAL WHITE

PVC composite - synthetic fibers | 450 gr/m²

NEW



S30 - EDEN BEIGE GREY

PVC composite - synthetic fibers | 450 gr/m²

NEW



S32 - EDEN LIGHT GREY

PVC composite - synthetic fibers | 450 gr/m²

NEW



STRIPES SLING | Grade Q

Note : Not advised for shade structures




S23 - STRIPE GREEN BARCODE

Premium synthetic blend | 525 gr/m²



S24 - STRIPE RED BARCODE

Premium synthetic blend | 525 gr/m²



S21 - STRIPE ORANGE BARCODE

Premium synthetic blend | 525 gr/m²




BRAIDING NEW

MAMAGREEN's braiding is made of olefin, an Oeko-Tex certified synthetic fabric and has high weather ability. It is stain, mildew and abrasion resistant. Colors can weather slightly yet remain vibrant for an extended period of time. Quick Dry Foam insert

388



B01 - DARK ASH
Weight : 370 gr/m2



B02 - DOVE GREY
Weight : 370 gr/m2



B03 - CACTUS
Weight : 370 gr/m2

FIBER WEAVE | FLAT PATTERNS



W38 - ARABESCATO NEW
HDPE - 0.95 gr/cm3
Application : Backrest



W40 - URBAN BLUE NEW
HDPE - 0.95 gr/cm3
Application : Backrest



W26 - JAVA
HDPE - 0.95 gr/cm3
Application : Backrest



W25 - MACCHIATO
HDPE - 0.95 gr/cm3
Application : Backrest



W27 - BREEZE
HDPE - 0.95 gr/cm3
Application : Backrest



W35 - ALABASTER
HDPE - 0.95 gr/cm3
Application : Backrest


FIBER WEAVE | ROUND




W13 - SNOW WHITE
HDPE - 0.95 gr/cm3
Application : Backrest / Seatrest



W09 - AMAZON
HDPE - 0.95 gr/cm3
Application : Backrest / Seatrest



W10 - HONEY
HDPE - 0.95 gr/cm3
Application : Backrest / Seatrest



W14 - PEPPER
HDPE - 0.95 gr/cm3
Application : Backrest / Seatrest

ROPE WEAVE

MAMAGREEN's rope is made of olefin, an Oeko-Tex certified synthetic fabric and has high weatherability and anti-mildew capacities. Colors can weather slightly yet remain vibrant for an extended period of time. Ideal to clean stains and spills as soon as possible with a dry cloth. Regular cleaning with soapy lukewarm water, will extend the good looks of the furniture pieces.



W36 - BARLEY
Olefin - 14 gr/m
Application : Backrest



W33 - RAVEN
Olefin - 14 gr/m
Application : Backrest



W22 - TRUFFLE
Olefin - 14 gr/m
Application : Backrest



W20 - WILLOW
Olefin - 14 gr/m
Application : Backrest



W24 - CORAL
Olefin - 14 gr/m
Application : Backrest



W34 - CANARY
Olefin - 14 gr/m
Application : Backrest



W32 - PEARL
Olefin - 14 gr/m
Application : Backrest



W23 - NAVY
Olefin - 14 gr/m
Application : Backrest



WEBBING | KEOPS®

Blended with natural hemp fiber, KEOPS is a supremely comfortable, high end option for webbing. Cleaning can be done using the Serge Ferrari 500 Cleaner (or a similar PH neutral textile detergent).



W12 - COCOA
Application : Backrest



W11 - DUNE
Application : Backrest



W21 - HERON WHITE
Application : Backrest



TEAK

Teak (scientific name *Tectona Grandis*) is a premium hardwood, native to South East Asia, with a very high natural oil content. Highly resistant to rotting, fungi, warping and water absorption, teak remains durable even in an extreme climate.

Exposed to sunlight, the color of teak will gradually change from honey brown to silver grey. This weathering does not affect the performance or quality of the timber. Various products are on the market to clean, protect or restore teak.




RECYCLED TEAK



Where possible, we use reclaimed teak from abandoned buildings. Recycled teak has character : from holes where bolts were used, to nail holes, damage from hinges and other imperfections; all combine to give recycled teak its unique look. We do not attempt to hide these characteristics; we feel that each aesthetic imperfection in the wood adds to the exceptional feeling in the furniture.



T31 - RECYCLED TEAK BRUSHED



T30 - RECYCLED TEAK SMOOTH SANDED

PREMIUM TEAK

Grade A sustainably harvested teak is carefully sourced from responsibly managed and fully certified teak farms in Java.

Smooth sanded teak looks best with simple, regular cleaning, especially if the furniture is placed under trees or used regularly for dining. Wash with a mild household soap and lukewarm water to avoid mildew, caused organically by dirt gathering in the grains and notches.

All Mamagreen teak furniture is treated with Golden Care "Teak Shield", whose protective layer protects against marks, without stopping the silver grey weathering process.



T24 - PREMIUM TEAK SMOOTH SANDED



WEATHERED SILVER GREY


DRIFT-LOOK TEAK

MAMAGREEN drift-look teak is showcasing both natural and handmade distress marks. This 'extra-distressed', recycled teak is then finished, either 'as original', or in rich espresso.

Highly contemporary, texture-rich Drift-look teak is used in our iconic AIKO Collection.



F37 - ESPRESSO FINISH



F36 - ORIGINAL FINISH


HPL

Italian manufactured High Pressure Laminate (HPL) is an eye-catchingly modern element for outdoor furniture, which will complement any residential or commercial space. Advanced technological manufacturing involves bonding sheets of kraft paper and aluminum with animoplastic resins, using high pressure and heat.

HPL tops do not require particular maintenance that goes beyond normal cleaning with hot water and liquid soap. Common detergents and solvents, thinners and steam can be

used for stubborn stains. Avoid, however, any alkaline or bleach products. Stains on Alpes White could be more visible and a bit more difficult to clean, compared to multi colored stone motives. As HPL has anti-static capacities, table tops do not attract dust. Wax or wax based products should not be applied as protection.


Extreme UV-exposure will cause some discoloration, without impacting the structural integrity of this material; protective covers will extend the beautiful look for many years.



T75 - CONCRETE

Multiple layers of kraft paper with aminoplastic resins | 1.4 gr/cm³
Application : Table Top / Tray

NEW




T38 - ALPES WHITE

Multiple layers of kraft paper with aminoplastic resins | 1.4 gr/cm³
Application : Table Top / Tray




T37 - SLATE

Multiple layers of kraft paper with aminoplastic resins | 1.35 gr/cm³
Application : Table Top / Tray



T61 - CARRARA WHITE

Multiple layers of kraft paper with aminoplastic resins | 1.4 gr/cm³
Application : Table Top / Tray




T52 - LATERITE

Multiple layers of kraft paper with aminoplastic resins | 1.4 gr/cm³
Application : Table Top / Tray




T54 - VOLCANIC ASH

Multiple layers of kraft paper with aminoplastic resins | 1.4 gr/cm³
Application : Table Top / Tray



T62 - CARRARA BLACK

Multiple layers of kraft paper with aminoplastic resins | 1.4 gr/cm³
Application : Table Top / Tray



T39 - SCRATCHED GREY

Multiple layers of kraft paper with aminoplastic resins | 1.4 gr/cm³
Application : Table Top / Tray

ALUMINUM

Rigid, yet light weight, alloy 6063 aluminum is a sturdy metal, very well suited for outdoor furniture, with structural anti-rust capacities. Powder coating protects against surface corrosion. Applying electrostatically charged dry paint, baked in an oven, the paint becomes a protective layer with a uniform color and texture.

Powder coated frames can be easily cleaned with a soft brush and soapy water. To handle the occasional scratch mark, we provide touch up kits in a similar color.

GALVANIZED STEEL

Powdercoated Galvanized Steel, protected with a zinc layer, has high corrosion resistance. Furniture made with a galvanized steel frame is very sturdy, and suitable for windy areas such as rooftops, but not advised for beachfront properties.

The industrial production process creates a random textured surface which is part of the design.

STAINLESS STEEL

Unmatched in strength and beauty, stainless steel frames are extremely suitable for most outdoor environments.


We generally use 304 stainless steel, an iron alloy with a high corrosion resistance, thanks to its unique chrome addition and nickel content, in a hairline finish, with subtle continuous, uni-directional grind marks. This finish will last well, when regularly cleaned, however, susceptible to tea staining is not advised in a marine environment, exposed to chlorinated or salt water.

A number of our collections are available with powder coated 304 stainless steel frames. This finish will perform very well - also in a coastal environment - protected by a UV resistant, durable, low maintenance powder coating on top of a strong epoxy primer.

Marine grade 316 stainless steel in a shiny mirror look finish is used in the ALBATROSS Collection, and available for custom projects, such as beach front properties or cruise ships.




304 HAIRLINE FINISH



316 MIRROR POLISHED

PREMIUM POWDER COATING COLORS | HOSPITALITY & RESIDENTIAL

ULTRA DURABLE | Increased Scratch & Corrosion Resistance




F71 - RUST

Polyester

Application : Frames / Table Top / Shell


NEW



F69 - CHAMPAGNE

Polyester


Application : Frames / Table Top / Shell



F49 - IRON BLACK

Polyester

Application : Frames / Table Top / Shell




F77 - JET BLACK

Polyester

Application : Frames / Table Top / Shell

NEW




F50 - COTTON

Polyester

Application : Frames / Table Top / Shell

VINTAGE METALS | Intentional Imperfections



F65 - NEO BRONZE (hammered)

Polyester


Application : Frames / Shell



F42 - NEO COPPER

Polyester

Application : Frames / Shell




F41 - NEO BRASS

Polyester

Application : Frames / Shell

STANDARD POWDER COATING COLORS | RESIDENTIAL

GLOSS | Not advised for marine environments




F78 - TAN

Polyester

Application : Frames / Shell

NEW



F04 - INK BLACK

Polyester

Application : Frames / Shell



F51 - ORANGE CORAL

Polyester


Application : Frames / Shell



F35 - URBAN WHITE

Polyester

Application : Frames / Shell



F59 - AZURE

Polyester

Application : Frames / Shell


SAND | Not advised for table tops / sandy areas / beach / pool



F03 - WHITE

Polyester


Application : Frames / Shell



F07 - TAUPE

Polyester


Application : Frames / Shell



F05 - BLACK

Polyester

Application : Frames / Shell



F09 - ANTHRACITE

Polyester

Application : Frames / Shell

PROTECTIVE COVERS

394

PREMIUM winter-ready covers

Enabling your indoor lifestyle; to move outside

All weather solutions, effective for precipitation rates of up to 15 mm/hour.

- 100% PU coated HT polyester
- Heavy duty 180 gr/m²
- A special water-repelling inside cover for sewing seams
- High frost, water, mold and mildew resistance
- Suitable for use with all MAMAGREEN textiles / materials
- Color : Sand (742)

*** When used for extended periods of time, ensure that the furniture is dry and clean before using the protective cover, and always air furniture regularly.*



Protective covers for sofas



Protective covers for table top only



Protective covers for stacking chairs



Outdoor furniture is a major investment, it's important to protect your MAMAGREEN pieces to maintain its good looks.

Winterizing isn't essential. It won't disintegrate in the winter months.

But frost, snow and freezing rain can cause some dirt and damage.

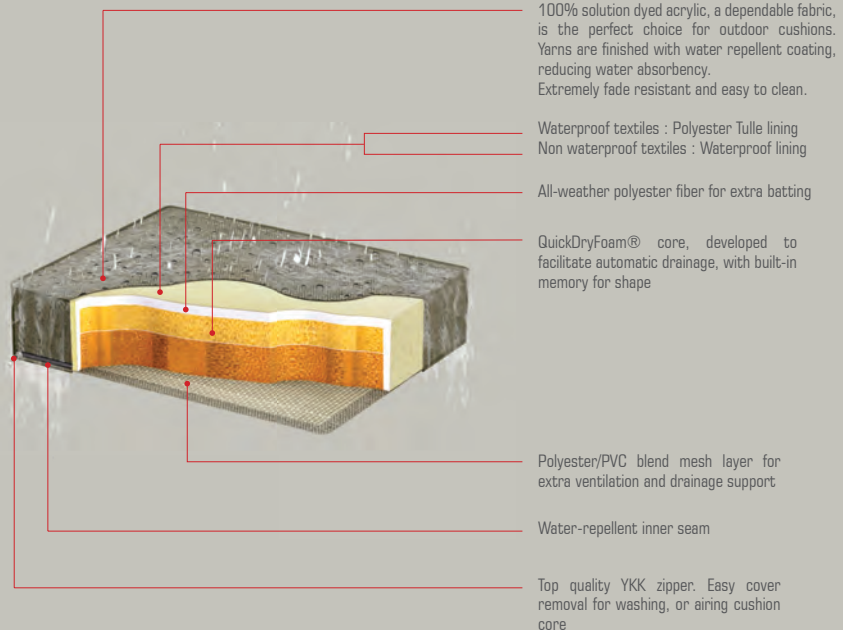
Store or cover your furniture if possible.

Air and clean thoroughly when the spring arrives.




OUTDOOR CUSHION TECHNOLOGY

396



Seam Styles



Boxed Standard Seam



Waterfall Seam



Boxed French Mattress



Boxed Piping



Boxed Contrast Piping



Semi-Rounded Faux Leather Piping



Semi-Rounded Big Welt

OUTDOOR SPACE SUGGESTIONS Extend the lifetime of your furniture

It is our goal to give you as much possible options and advise, so you can enjoy your furniture for a very long period.

Tip : For use on grass or sand or uneven areas, advised to opt for sled legs, instead of post legs.

Tip : Tables with self-levelling gliders are available in certain collections.

OUTDOOR (FULLY EXPOSED)

FRAME :

- Ultra Durable Powder-coated Aluminum / Stainless Steel
 - Teak
- 304 Stainless Steel

Tip : Select furniture pieces > 20 Lb / 9 Kgs in windy areas.

Tip : Use protective covers when not in use (Do not cover dirty or wet furniture for extended periods of time).

Clean and maintain your furniture regularly.



MARINE / COASTAL ENVIRONMENTS

FRAME :

- 316 Stainless Steel
- Ultra Durable Powder-coated Aluminum
- Teak



Tip : Select furniture pieces > 20 Lb / 9 Kgs.

Tip : Use protective covers when not in use (after cleaning).

Tip : Store cushions inside if possible.

Clean and maintain your furniture very regularly.



COVERED (SEMI-OPEN AREAS)

FRAME :

- Powder-coated Aluminum / Stainless Steel
 - Teak
- Galvanized Steel
- 304 Stainless Steel

Tip : Let the furniture breathe, avoid covering for long periods.

Cleaning will extend the beautiful looks of the furniture.



POOL FURNITURE

FRAME :

- Ultra Durable Powder-coated Aluminum
- Teak
- 316 Stainless Steel

Tip : Use mesh textiles as much as possible.

Tip : Use protective covers when not in use (Do not cover dirty or wet furniture for extended periods of time).

Clean and maintain your furniture regularly.

WARRANTY

MAMAGREEN furniture pieces are designed, developed, and manufactured for residential, commercial, or hospitality outdoor spaces. Manufacturing is done by skilled craftspeople in MAMAGREEN's own facilities. All items are carefully checked during each production process, using strict quality control standards, and inspected and securely packed by MAMAGREEN.

Part 1. Damage upon delivery

MAMAGREEN advises buyers to always inspect all boxes and all products upon delivery.

If packaging and boxes show any sign of damage, please inspect them immediately upon delivery, and prepare a proof of damage acknowledgment from the freight company. Note that in some cases furniture can be damaged, due to handling or transport, without showing any damage to the packaging.

If products show any sign of damage upon delivery, due to freight, handling, transport, transit, or delivery, or if a manufacturing defect is suspected, it should be reported by the original buyer immediately (within five (5) days of receipt of goods), to MAMAGREEN, in writing, and fully documented, including damage acknowledgment from the freight company, photography, description of damage, production code and other relevant information.

All deliveries are shipped at the purchaser's risk, unless specifically otherwise agreed upon in writing. Certain products can be shipped by courier; other products, however, require blanket-wrapped, specialized transport. MAMAGREEN recommends specific transport companies, but the agreement between the buyer and the transport company, including any relevant insurance, is the responsibility of the buyer.

In case damage was caused during unpacking, transport, transit, freight or delivery, MAMAGREEN will look for a relevant solution, together with the buyer and the transport company, taking into consideration relevant insurances.

Note that damage caused by third parties, never absolves the buyer to settle any outstanding amounts.

Part 2. Damage due to manufacturing defects

MAMAGREEN warrants that its products are packed and shipped in good condition, and are free from manufacturing defects and defects in workmanship and materials for a specific period of time

MAMAGREEN furniture is partially handcrafted from natural, recycled and industrial materials; random imperfections, minor differences in weight or dimensions, texture, and color differences as well as weathering due to exposure to the elements, are considered normal and are excluded from the limited warranty.

In case MAMAGREEN products are well maintained and used correctly, they will give pleasure for many seasons. In the unlikely event that something goes wrong we will do our best to make things right.

Metal Frames

- Residential use - Warranted for **FIVE** years, starting from the date of delivery
- Commercial use - Warranted for **THREE** years, starting from the date of delivery

Structural damage, caused by a manufacturing defect, that prevents its intended use

This excludes normal wear and tear, such as, but not limited to: superficial changes, discolorations, abrasive wear, scratches and minor peeling of powder-coated surfaces, tea staining on stainless steel frames. Limitations as described below, apply.

Teak / HPL

- Residential use - Warranted for **THREE** years, starting from the date of delivery
- Commercial use - Warranted for **TWO** years, starting from the date of delivery

Structural damage, caused by a manufacturing defect, that prevents its intended use

This excludes normal wear and tear, such as, but not limited to weathering, color and texture changes, minor cupping, minor cracks or bending as well as random imperfections in natural materials and recycled teak (examples: knotholes, branch marks, hairline cracks, nail or bolt holes, construction marks and stains caused by wood-sap). Limitations as described below, apply.

Textiles / HPL / Weaves / Hardware

- Residential and Commercial use - Warranted for **ONE** year, starting from the date of delivery

This excludes normal wear and tear. Limitations as described below, apply.

Note that replacement parts, cushions, and cushion covers are available for purchase.

Part 3. Limitations

Used as intended, maintained correctly, and well protected in extreme circumstances, MAMAGREEN furniture can be enjoyed for many years.

Limitations due to non-intended reasonable use

Our warranty is developed for the intended reasonable use, and any damage which occurs from the following causes is excluded from this limited warranty: smoking, sharp objects, misuse, abuse, renting or borrowing, alterations, accidents, placement of excessively hot items on the surface of the product, used by people who weigh above 150kg/300lbs, damage by pets or wild animals, sitting on backrests or armrests, sitting on wet seats, use for transport or any other use beyond the intended reasonable use of the furniture.

Limitations due to care and storage issues

Any damage due to improper storage, improper use of protective covers, incorrect maintenance, the application of improper finishes or care products, insufficient routine cleaning, non-replacement of worn glides, or lack of lubrication of mechanical parts will be excluded from the limited warranty. Maintenance is the sole responsibility of the owner/user and is required to keep the warranty in effect.

Limitations due to extreme conditions

Any damages which occur from the following causes are excluded from this limited warranty: natural disasters, extreme weather conditions, extremely high winds, floods, fires, earthquakes, accidents, war, violence, terrorism, or any other extreme condition.

Limitations for “Outlet” furniture pieces

Furniture from our outlet is sold “as is”, meaning that it might have been used for photography, display, or showroom purposes, and might show certain signs of use, and our limited warranty doesn’t apply.

Part 4. Claim procedure

Written documentation is required prior to any judgment regarding defective products, including:

- Copy of the invoice/proof of purchase
- Photography of the relevant furniture, clearly illustrating the defect
- Description of the product, code, and manufacture date
- Description of the defect, and the time and circumstances when the defect was discovered
- Description of the packaging, clearly showing if the box was closed or opened upon delivery

Claims should be submitted either to the original place of purchase or fully documented to info@mamagreen.com.

In the case that the damage is caused by a manufacturing defect, and within the limitations of the warranty, MAMAGREEN will, at its discretion: replace or repair the damaged product or parts or offer a credit to replace or purchase new products.

Shipping of replacements or replacement part is subject to a lead time of twelve to fourteen (12 – 14) weeks. Expedited or substituted replacement parts are subject to express charges. If the product is no longer sold by MAMAGREEN, MAMAGREEN has the right to provide an appropriate replacement, as determined by MAMAGREEN.

Part 5. Maximum liability

Maximum liability is the purchase price of the failed product in the form of a credit to replace or purchase a new product.

MAMAGREEN will not be liable for any consequential, economic, or incidental damages or delays resulting from a product defect. In all cases, the warranty claimant will be solely responsible for all transport or freight costs resulting from the warranty claim.

MAMAGREEN will not cover any damage or injuries to third parties, such as: but not limited to injuries to people or animals, damage to clothes, floors, walls, furnishing, and any other consequential damages.

Implied warranties don’t apply.

20 Years Of Making A Difference In Outdoor Design

MAMAGREEN LLC
2601 Maury Street BLDG 26, Unit A
Richmond, VA 23224
USA







MAMAGREEN PACIFIC PT
Jl. Gunung Kelir 11 - KIW
Semarang 50152
Indonesia

info@mamagreen.com

www.mamagreen.com



Download this publication

-  info@mamagreen.com
-  www.mamagreen.com
-  [mamagreen_furniture](https://www.instagram.com/mamagreen_furniture)
-  [mamagreenfurniture](https://www.facebook.com/mamagreenfurniture)
-  [mamagreen_official](https://www.pinterest.com/mamagreen_official)
-  [company/mamagreen](https://www.linkedin.com/company/mamagreen)